

Contact insert - HC-B 10-I-UT-F - 1648186

Please be informed that the data shown in this PDF Document is generated from our Online Catalog. Please find the complete data in the user's documentation. Our General Terms of Use for Downloads are valid (<http://phoenixcontact.com/download>)



HEAVYCON female insert, B10 series, 10-pos., screw connection

Why buy this product

- For fast coding with plastic profile
- PE connection using tension sleeve technology



Key commercial data

Packing unit	10 pc
GTIN	 4 046356 092319
Weight per Piece (excluding packing)	78.16 g
Custom tariff number	85366990
Country of origin	China

Technical data

General

Note	For HEAVYCON ADVANCE and HEAVYCON housing of B10 type. Plug-in connections may only be operated only when there is no load/voltage.
Connection method	Screw connection
Tightening torque	0.5 Nm ... 0.8 Nm
Screwdriver blade	0.5 x 3.5 mm
Pollution degree	3
Surge voltage category	III
Constructional and testing regulations	DIN EN 61984
	DIN EN 60664
	IEC 60352
Number of positions	10+PE
Insertion/withdrawal cycles	≥ 500
Type	B10

Contact insert - HC-B 10-I-UT-F - 1648186

Technical data

General

Connection in acc. with standard	IEC / EN
Conductor cross section	0.5 mm ² ... 2.5 mm ² (Applies to stranded conductors with ferrules)
Connection cross section AWG	20 ... 14
Stripping length of the individual wire	8 mm
Assembly instructions	Coding also using the CP-HC (1686478) coding profiles. HC-B6../ HC-B10..for two coding profiles. HC-B16../ HC-B24..for four coding profiles.
Connection	For housings of type B10. Connectors may only be actuated when there is no load/voltage.

Ambient conditions

Ambient temperature (operation)	-40 °C ... 125 °C (including heating up of contacts)
---------------------------------	--

Material data

Inflammability class according to UL 94	V0
Contact material	Copper alloy
Contact surface material	Ag
Contact carrier material	PA

Electrical characteristics

Rated voltage (III/3)	500 V
Rated surge voltage	6 kV
Rated current	16 A

Classifications

eCl@ss

eCl@ss 4.0	272607xx
eCl@ss 4.1	27260701
eCl@ss 5.0	27143424
eCl@ss 5.1	27143424
eCl@ss 6.0	27143424
eCl@ss 7.0	27440209
eCl@ss 8.0	27440205

ETIM

ETIM 3.0	EC000438
ETIM 4.0	EC000438
ETIM 5.0	EC000438

UNSPSC

UNSPSC 6.01	30211923
UNSPSC 7.0901	39121522
UNSPSC 11	39121522

Contact insert - HC-B 10-I-UT-F - 1648186

Classifications

UNSPSC

UNSPSC 12.01	39121522
UNSPSC 13.2	39121522

Approvals

Approvals

Approvals

CSA / UL Recognized / cUL Recognized / EAC / cULus Recognized

Ex Approvals

Approvals submitted

Approval details

CSA	
mm ² /AWG/kcmil	22-14
Nominal current IN	13 A
Nominal voltage UN	600 V

UL Recognized	
mm ² /AWG/kcmil	22-14
Nominal current IN	13 A
Nominal voltage UN	600 V

cUL Recognized	
mm ² /AWG/kcmil	22-14
Nominal current IN	13 A
Nominal voltage UN	600 V

Contact insert - HC-B 10-I-UT-F - 1648186

Approvals

EAC

cULus Recognized 

Accessories

Accessories

Adapter plate

Adapter plate - HC-B 24-ADP-B 10-GY - 1660436



HEAVYCON adapter plate, type B24 on B10, for panel cutouts of type B24, gray

Coding element

Coding profile - CP-HC - 1686478



Encoding profile, 4 encoding profiles per strip, 40 strips per unit pack, for insertion in encoding grooves

Coding element - HC-CBU - 1676860



Coding socket for coding up to 16 connectors

Coding bolt - HC-CB - 1772722



Coding pin, prevents mismatching of up to six connectors with an identical number of positions

Contact insert - HC-B 10-I-UT-F - 1648186

Accessories

Coding element - HC-CST - 1676857



Coding peg for coding up to 16 connectors

Docking frame

Docking frames - HC-B 10-ANDOCK - 1586125



Docking frame for racks, for contact inserts of B10 type, with four M5 flat headed screws, rack balance x/y axis +/- 1.5 mm

Mounting material

Screw - HC-B-PES - 1604997



PE screw, for contact inserts HC-B / HC-BB / HC-DD / HC-D40 / HC-D64

PE multiplier - HC-B-3PE - 1644326



PE multiplier, for three PE connections, for HC-B (besides HC-B..E..ZZ) / HC-BB / HC-DD / HC-D40 / HC-D64 contact inserts

Strain relief clamp - HC-B-ZG - 1685327



Strain relief clamps contact inserts of series: B-, BB-, D 40, D 64, DD and HV, straight cable exit

Contact insert - HC-B 10-I-UT-F - 1648186

Accessories

Strain relief clamp - HC-B-ZS - 1685330



Strain relief clamps contact inserts of series: B-, BB-, D 40, D 64, DD and HV, lateral cable exit

Plug assembly frame

Connector assembly frame - HC-SMR-B10 - 1687969



HEAVYCON connector assembly frame, for contact inserts of type B10

Plug mounting plate

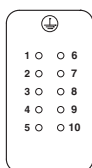
Connector assembly frame - HC-SMP 125-B10-AMQ - 1660960



HEAVYCON connector assembly frame with panel mounting base with double locking latch, for contact inserts of type B10

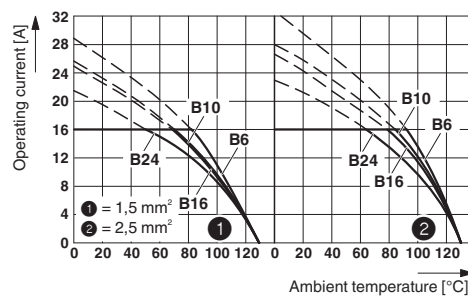
Drawings

Schematic diagram



Connector pin assignment, connection side

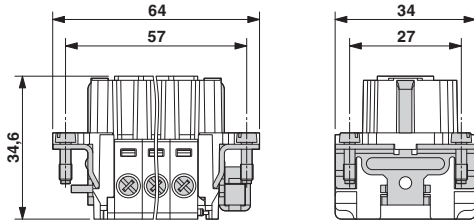
Diagram



Derating diagram

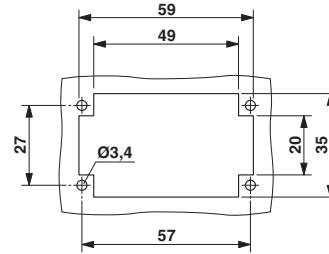
Contact insert - HC-B 10-I-UT-F - 1648186

Dimensioned drawing



Female insert

Dimensioned drawing



Mounting cutout when used without housing