

EMERGENCY ESCAPE LIGHTING

TIGER LED

MATERIALS:

White polycarbonate body
Transparent or opal polycarbonate cover

MOUNTING:

Surface (wall, ceiling)
Optional assembly in dry-wall or under plastering

POWER SUPPLY:

Self contained - 220÷240VAC/50÷60Hz
Central battery - 220÷240VAC/50÷60Hz; 216VDC
Central battery FZLV - 24VDC

LIGHT SOURCE:

3,2W LED (270 lm)

CHARGING:

Maximum 12h; energy-saving electronic impulse charger

AUTONOMY AND BATTERIES:

1h, 2h, 3h, NiMH batteries

INSULATION CLASS:

II

IP RATING:

IP22

AMBIENT TEMPERATURE:

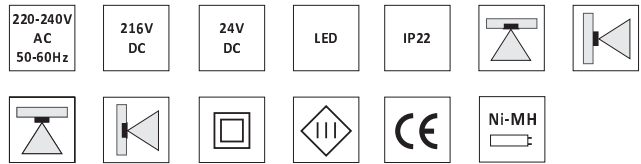

t_a: 0°C÷40°C

OPTIONS:

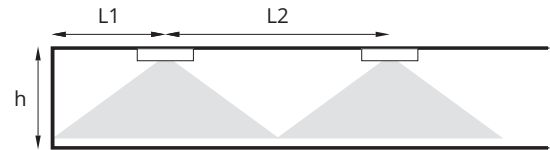
SE - non maintained
SA - maintained
PT - manual test button
AT - autotest
RS - Rubic central monitoring
FZLV - central battery FZLV 24V
CB - central battery

ADDITIONAL INFORMATION:

LED indicator signalizes mains power supply and battery charge
Deep discharge protection
Optional adaptation of the fixture for low temperatures up to -25°C
III class insulation of FZLV system



Photometry



L1 - distance from the wall to the first fixture
L2 - distance between fixtures
h - height of the ceiling

SELF CONTAINED CONFIGURATION

CODE	POWER [W]	AUTONOMY [h]			MODE		OPTION			COLOR	
TL	3,2	1	2	3	SE	SA	PT	AT	RS	TR	OP

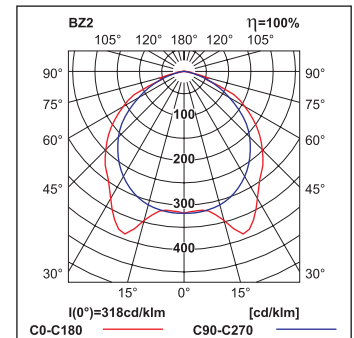
CENTRAL BATTERY CONFIGURATION

CODE	POWER [W]	SYSTEM	OPTION			COLOR	
TL	3,2	CB	CBS	ADS	ADL	TR	OP

FZLV SYSTEM CONFIGURATION

CODE	POWER [W]	SYSTEM	COLOR	
TL	3,2	FZLV	TR	OP

TL - 3,2 W (270lm)



Legend:

SE - non maintained
SA - maintained
PT - manual test button
AT - autotest
RS - Rubic central monitoring
FZLV - fixture for central battery FZLV 24 VDC
CB - central battery
CBS - central battery (circuit monitoring)
ADS - central battery with address module ADS 20
ADL - central battery with address module ADL
TL - fixture Tiger LED
TR - transparent polycarbonate cover
OP - opal polycarbonate cover

TL 3,2W - avg 1lx escape route transparent cover

h [m]	L1	L2
2,50	4,00	10,00
3,00	4,00	10,50
3,50	4,00	11,00
4,00	4,00	11,00
4,50	4,50	11,50
5,00	4,50	12,00
6,00	4,50	13,00
7,00	4,50	13,50
8,00	4,50	13,50

TL 3,2 W - min 0,5lx open area transparent cover

h [m]	L1	L2
2,50	4,00	10,00
3,00	4,50	11,00
3,50	5,00	11,50
4,00	5,00	12,50
4,50	5,50	13,50
5,00	5,50	14,00
6,00	6,00	15,00
7,00	6,00	16,50
8,00	6,00	17,50