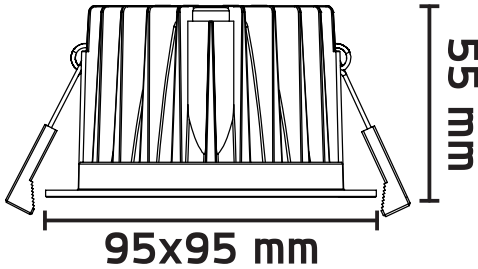


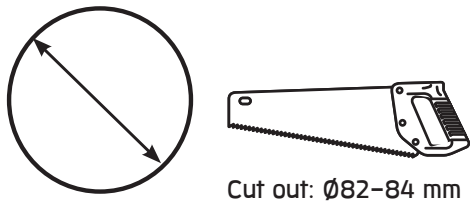


TILO SOFT COB+

220-240V 50/60 Hz 230mA LED 10W IP44*

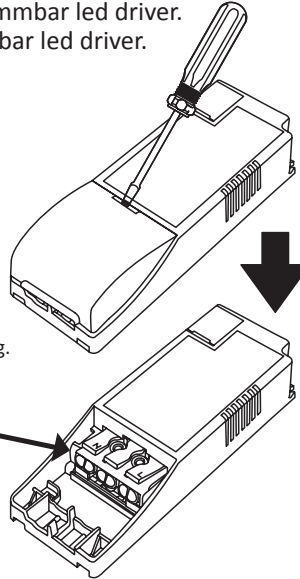


EN: Included dimmable led driver.
 NO: Inkludert dimmbar led driver.
 SE: Inklusive dimbar led driver.

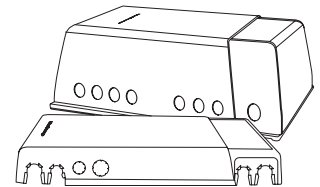


EN: Cable connection.
 NO: Ledningstilkobling.
 SE: Kabelanslutning.

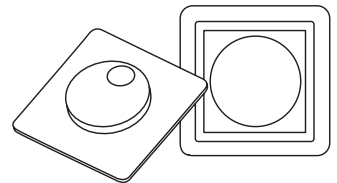
Max. 16A
 Max. 2,5mm²



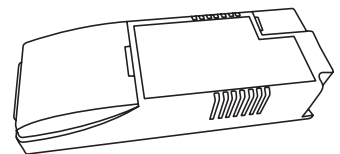
EN: CORRESPONDING PRODUCT.
 NO: TILHØRENDE PRODUKT.
 SE: TILLHÖRANDE PRODUKT.




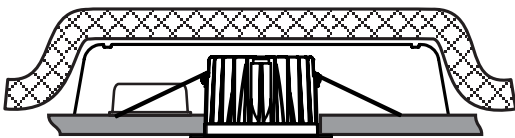
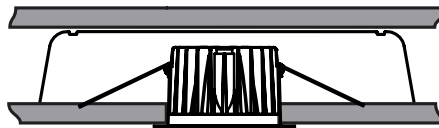
NO EL. NR:	SE E. NR:	DOWNLIGHT BOX:
32 249 20	74 657 18	DL BOX HIGH
32 249 21	74 657 19	DL BOX LOW
BRAND:		UNILAMP/LUZENSE



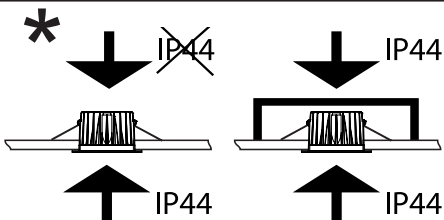
NO EL. NR:	SE E. NR:	DIMMER:
14 059 01	13 602 79	KDT-500E 1 POLE
14 059 02	13 602 80	KDT-500E 2 POLE
14 059 03	13 602 40	UNIVERSAL KDT-500IE
14 059 08	13 602 81	DUO 2X100W
14 059 61	13 602 82	IMPULS/PUSH 200W
14 059 70	13 602 83	WIDIM WALL 250W
BRAND:		UNILAMP/LUZENSE



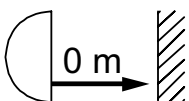
NO EL. NR:	SE E. NR:	DRIVER:
66 146 15	79 812 93	DALI DIMMABLE LED DRIVER 10W 230MA
BRAND:		UNILAMP/LUZENSE



EN: May be covered by insulation sheet.
 NO: Kan overdekkes av isolasjonsmatter.
 SE: Kan övertäckas av isolationsmattor.



* EN: IP44 from the luminaire underside.
 NO: IP44 fra armaturens underside.
 SE: IP44 från armaturens undersida.



EN: Minimum distance to flammable material in the beam direction.
 NO: Minimumsavstand til brennbart materiale i armaturens stråleretning.
 SE: Minsta avstånd mellan brännbart material och lampans ljusrättning.