


UTT 2,5-2MT-P/P - Knife-disconnect terminal block



3044670

<https://www.phoenixcontact.com/pc/products/3044670>

Please be informed that the data shown in this PDF document is generated from our online catalog. Please find the complete data in the user documentation. Our general terms of use for downloads are valid.



Knife-disconnect terminal block, With test socket screws for insertion of test plugs, nom. voltage: 400 V, nominal current: 16 A, connection method: Screw connection, Rated cross section: 2.5 mm², cross section: 0.14 mm² - 4 mm², connection method: Screw connection, Rated cross section: 2.5 mm², cross section: 0.14 mm² - 4 mm², mounting: NS 35/7,5, NS 35/15, color: gray

Your advantages

- For a clear overview, each terminal point supports large-surface labeling
- Convenient separation of circuits, thanks to lever-type disconnect knife

UTT 2,5-2MT-P/P - Knife-disconnect terminal block



3044670

<https://www.phoenixcontact.com/pc/products/3044670>

Technical data

Product properties

Product type	Disconnect terminal block
Number of connections	4
Number of rows	2
Potentials	2

Data management status

Article revision	05
------------------	----

Insulation characteristics

Overvoltage category	III
Degree of pollution	3

Electrical properties

Rated surge voltage	6 kV
Maximum power dissipation for nominal condition	0.77 W

Connection data

Number of connections per level	2
Nominal cross section	2.5 mm ²

Level 1

Screw thread	M3
Tightening torque	0.5 ... 0.6 Nm
Stripping length	9 mm
Internal cylindrical gage	A3
Connection in acc. with standard	IEC 60947-7-1
Conductor cross section rigid	0.14 mm ² ... 4 mm ²
Cross section AWG	26 ... 12 (converted acc. to IEC)
Conductor cross section flexible	0.14 mm ² ... 4 mm ²
Conductor cross section, flexible [AWG]	26 ... 12 (converted acc. to IEC)
Conductor cross-section flexible (ferrule without plastic sleeve)	0.14 mm ² ... 2.5 mm ²
Flexible conductor cross section (ferrule with plastic sleeve)	0.14 mm ² ... 2.5 mm ²
2 conductors with same cross section, solid	0.14 mm ² ... 1.5 mm ²
2 conductors with same cross section, flexible	0.14 mm ² ... 1.5 mm ²
2 conductors with same cross section, flexible, with ferrule without plastic sleeve	0.14 mm ² ... 1.5 mm ²
2 conductors with the same cross section, flexible, with TWIN ferrule with plastic sleeve	0.5 mm ² ... 1.5 mm ²
Nominal current	16 A
Maximum load current	16 A (in case of a 4 mm ² conductor cross section, the maximum load current must not be exceeded by the total current of all connected conductors.)
Nominal voltage	400 V

UTT 2,5-2MT-P/P - Knife-disconnect terminal block



3044670

<https://www.phoenixcontact.com/pc/products/3044670>

Nominal cross section	2.5 mm ²
Level 2	
Screw thread	M3
Internal cylindrical gage	A3
Connection in acc. with standard	IEC 60947-7-1
Conductor cross section rigid	0.14 mm ² ... 4 mm ²
Cross section AWG	26 ... 12 (converted acc. to IEC)
Conductor cross section flexible	0.14 mm ² ... 4 mm ²
Conductor cross section, flexible [AWG]	26 ... 12 (converted acc. to IEC)
Conductor cross-section flexible (ferrule without plastic sleeve)	0.14 mm ² ... 2.5 mm ²
Flexible conductor cross section (ferrule with plastic sleeve)	0.14 mm ² ... 2.5 mm ²
2 conductors with same cross section, solid	0.14 mm ² ... 1.5 mm ²
2 conductors with same cross section, flexible	0.14 mm ² ... 1.5 mm ²
Nominal current	16 A
Maximum load current	16 A (in case of a 4 mm ² conductor cross section, the maximum load current must not be exceeded by the total current of all connected conductors.)
Nominal voltage	400 V
Nominal cross section	2.5 mm ²

Dimensions

Width	5.2 mm
End cover width	2.2 mm
Height	80.1 mm
Depth	64.4 mm
Depth on NS 35/7,5	65 mm
Depth on NS 35/15	72.5 mm

Material specifications

Color	gray (RAL 7042)
Flammability rating according to UL 94	V0
Insulating material group	I
Insulating material	PA
Temperature index of insulation material (DIN EN 60216-1 (VDE 0304-21))	125 °C
Relative insulation material temperature index (Elec., UL 746 B)	130 °C
Fire protection for rail vehicles (DIN EN 45545-2) R22	HL 1 - HL 3
Fire protection for rail vehicles (DIN EN 45545-2) R23	HL 1 - HL 3
Fire protection for rail vehicles (DIN EN 45545-2) R24	HL 1 - HL 3
Fire protection for rail vehicles (DIN EN 45545-2) R26	HL 1 - HL 3
Calorimetric heat release NFPA 130 (ASTM E 1354)	27,5 MJ/kg
Surface flammability NFPA 130 (ASTM E 162)	passed
Specific optical density of smoke NFPA 130 (ASTM E 662)	passed
Smoke gas toxicity NFPA 130 (SMP 800C)	passed

UTT 2,5-2MT-P/P - Knife-disconnect terminal block



3044670

<https://www.phoenixcontact.com/pc/products/3044670>

Electrical tests

Surge voltage test

Test voltage setpoint	7.3 kV
Result	Test passed

Temperature-rise test

Requirement temperature-rise test	Increase in temperature ≤ 45 K
Result	Test passed
Short-time withstand current 1.5 mm ²	0.18 kA
Result	Test passed

Power-frequency withstand voltage

Test voltage setpoint	1.89 kV
Result	Test passed

Mechanical properties

Mechanical data

Open side panel	Yes
-----------------	-----

Mechanical tests

Mechanical strength

Result	Test passed
--------	-------------

Attachment on the carrier

DIN rail/fixing support	NS 35
Test force setpoint	5 N
Result	Test passed

Test for conductor damage and slackening

Rotation speed	10 rpm
Revolutions	135
Conductor cross section/weight	0.14 mm ² / 0.2 kg
	2.5 mm ² / 0.7 kg
	4 mm ² / 0.9 kg
Result	Test passed

Environmental and real-life conditions

Needle-flame test

Time of exposure	30 s
Result	Test passed

Oscillation/broadband noise

Specification	DIN EN 50155 (VDE 0115-200):2008-03
Spectrum	Service life test category 2, bogie-mounted

UTT 2,5-2MT-P/P - Knife-disconnect terminal block



3044670

<https://www.phoenixcontact.com/pc/products/3044670>

Frequency	$f_1 = 5 \text{ Hz}$ to $f_2 = 250 \text{ Hz}$
ASD level	6.12 (m/s ²) ² /Hz
Acceleration	3.12g
Test duration per axis	5 h
Test directions	X-, Y- and Z-axis
Result	Test passed

Shocks

Specification	DIN EN 50155 (VDE 0115-200):2008-03
Acceleration	30g
Shock duration	18 ms
Number of shocks per direction	3
Test directions	X-, Y- and Z-axis (pos. and neg.)
Result	Test passed

Ambient conditions

Ambient temperature (operation)	-60 °C ... 110 °C (Operating temperature range incl. self-heating; for max. short-term operating temperature, see RTI Elec.)
Ambient temperature (storage/transport)	-25 °C ... 60 °C (for a short time, not exceeding 24 h, -60 °C to +70 °C)
Ambient temperature (assembly)	-5 °C ... 70 °C
Ambient temperature (actuation)	-5 °C ... 70 °C
Permissible humidity (operation)	20 % ... 90 %
Permissible humidity (storage/transport)	30 % ... 70 %

Standards and regulations

Connection in acc. with standard	IEC 60947-7-1
	IEC 60947-7-1

Mounting

Mounting type	NS 35/7,5
	NS 35/15

UTT 2,5-2MT-P/P - Knife-disconnect terminal block

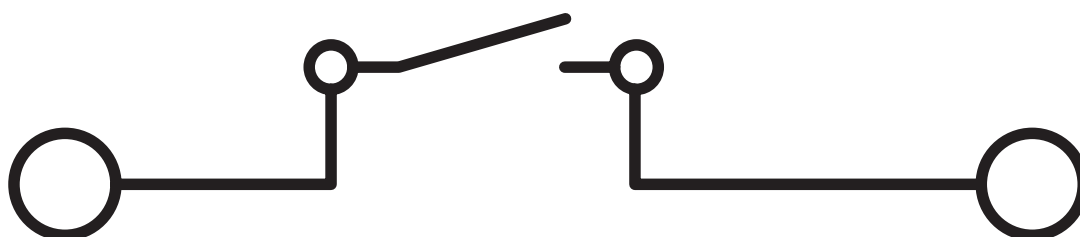



3044670

<https://www.phoenixcontact.com/pc/products/3044670>

Drawings

Circuit diagram



UTT 2,5-2MT-P/P - Knife-disconnect terminal block




3044670


<https://www.phoenixcontact.com/pc/products/3044670>

Approvals

To download certificates, visit the product detail page: <https://www.phoenixcontact.com/pc/products/3044670>

 CSA Approval ID: 13631				
	Nominal voltage U_N	Nominal current I_N	Cross section AWG	Cross section mm^2
Use group B				
upper level	300 V	16 A	26 - 12	-
lower level	300 V	20 A	26 - 12	-
Use group C				
upper level	300 V	16 A	26 - 12	-
lower level	300 V	20 A	26 - 12	-

 EAC Approval ID: RU C-DE.BL08.B.00534				
---	--	--	--	--

 cULus Recognized Approval ID: E60425				
	Nominal voltage U_N	Nominal current I_N	Cross section AWG	Cross section mm^2
Use group B				
upper level	300 V	16 A	26 - 12	-
lower level	300 V	20 A	26 - 12	-
Use group C				
upper level	300 V	16 A	26 - 12	-
lower level	300 V	20 A	26 - 12	-

UTT 2,5-2MT-P/P - Knife-disconnect terminal block



3044670

<https://www.phoenixcontact.com/pc/products/3044670>

Classifications

ECLASS

ECLASS-11.0	27141126
ECLASS-12.0	27141126
ECLASS-13.0	27250108

ETIM

ETIM 9.0	EC000902
----------	----------

UNSPSC

UNSPSC 21.0	39121400
-------------	----------

UTT 2,5-2MT-P/P - Knife-disconnect terminal block



3044670

<https://www.phoenixcontact.com/pc/products/3044670>

Environmental product compliance

EU RoHS

Fulfills EU RoHS substance requirements	Yes
Exemption	6(c)

China RoHS

Environment friendly use period (EFUP)	EFUP-50
	An article-related China RoHS declaration table can be found in the download area for the respective article under "Manufacturer declaration". For all articles with EFUP-E, no China RoHS declaration table issued and required.

EU REACH SVHC

REACH candidate substance (CAS No.)	Lead(CAS: 7439-92-1)
SCIP	4a7a58fd-c965-499f-ab4c-78d7d68f5155

EF3.0 Climate Change

CO2e kg	0.159 kg CO2e
---------	---------------

Phoenix Contact 2024 © - all rights reserved
<https://www.phoenixcontact.com>

PHOENIX CONTACT GmbH & Co. KG
Flachsmarktstraße 8
D-32825 Blomberg
+49 (0) 5235-3 00
info@phoenixcontact.com