

WSB 300 0001 / 300 0002 / 300 0003 / 300 0004 / 300 0005

Brackets with clamping ring for mounting spindle body



Description

- motor brackets for spindle actuators type WMS 306 / 309 / 409 / 515
- for mounting of spindle actuators

WSB 300 0001

For WMS 306 / 309 / 409

For universal fixing options of facades and roof windows. The motor bracket can be moved along the whole length of the operator body.

The distance from the mounting surface of the motor bracket to the center of the spindle 40mm.

WSB 300 0002

For WMS 306 / 309 / 409

For universal fixing options of facades and light domes. The motor bracket can be moved along the whole length of the operator body.

The distance from the mounting surface of the motor bracket to the center of the spindle 73mm respectively 86mm.

WSB 300 0003

For WMS 306 / 309 / 409

For universal fixing options of facades and roof windows. The motor bracket can be moved along the whole length of the operator body.

The distance from the mounting surface of the motor bracket to the center of the spindle 50mm respectively 86mm.

WSB 300 0004

For WMS 306 / 309 / 409 / 515

Bottom screw M8, for bottom suspension of spindle actuators in conjunction with mounting brackets WSB 300 0010.

Can not be ordered separately, must be ordered with the actuator.

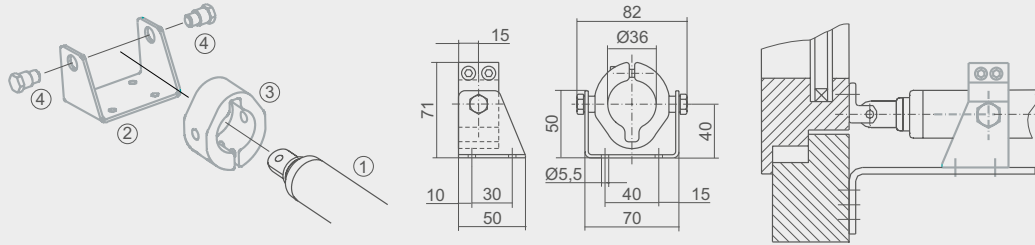
WSB 300 0005

For WMS 515

For universal fixing of facades, roof windows and light domes. The motor bracket can be moved along the whole length of the operator body.

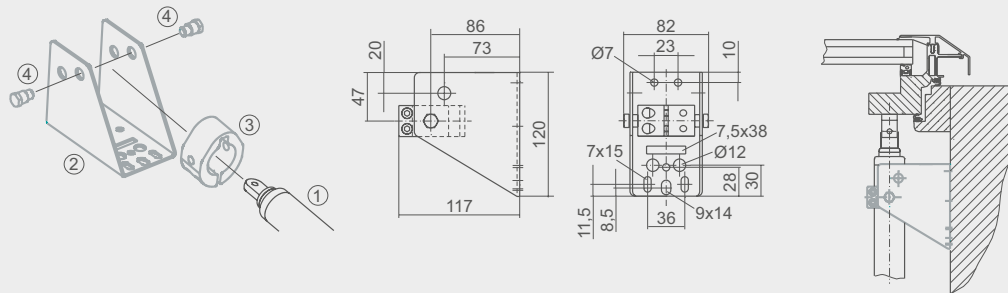
The distance from the mounting surface of the motor bracket to the center of the spindle 70mm respectively 90mm.

Mounting suggestion: WSB 300 0001



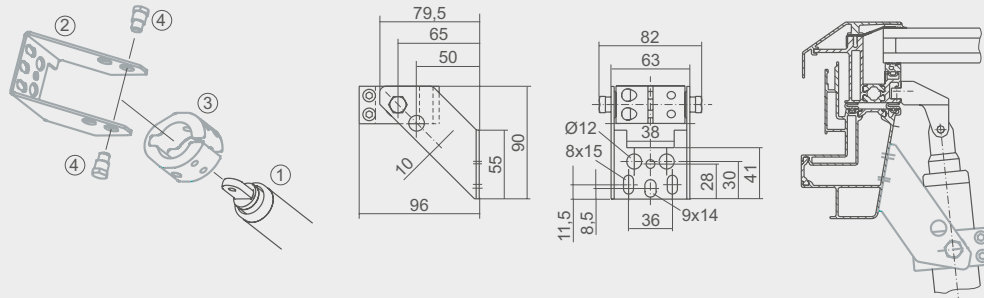
1. Spindle actuator 2. Bracket 3. Clamping ring 4. Screw

Mounting suggestion: WSB 300 0002



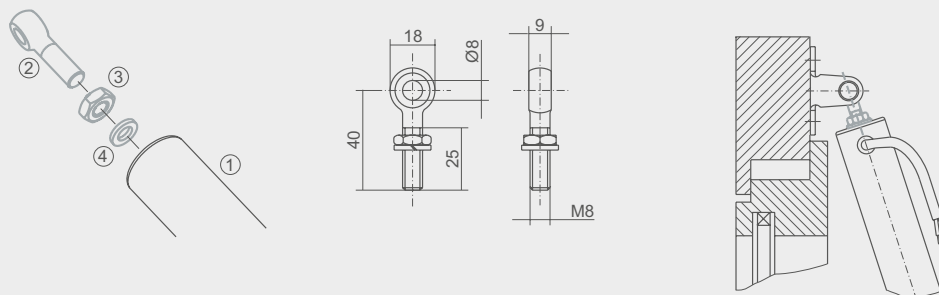
1. Spindle actuator 2. Bracket 3. Clamping ring 4. Screw

Mounting suggestion: WSB 300 0003



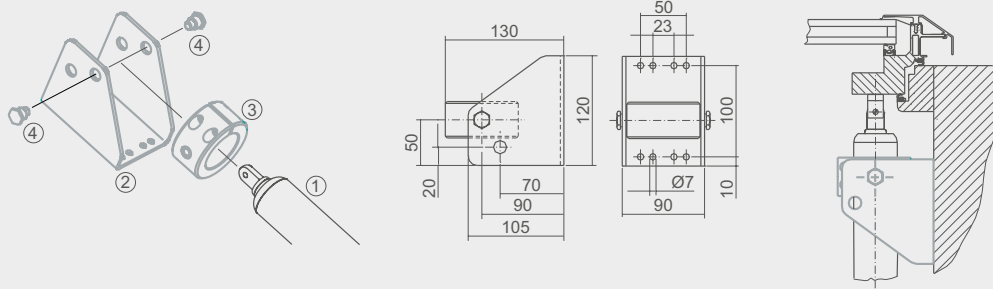
1. Spindle actuator 2. Bracket 3. Clamping ring 4. Screw

Mounting suggestion: WSB 300 0004



1. Spindle actuator 2. Eye screw 3. Screw nut 4. Washer

Mounting suggestion: WSB 300 0005



1. Spindle actuator 2. Bracket 3. Clamping ring 4. Screw

Items	Item no.
Motor bracket with clamping ring for spindle actuators type WMS 306 / 309 / 409. The distance from the mounting surface of the motor bracket to the center of the spindle is 40mm.	WSB 300 0001
Motor bracket with clamping ring for spindle actuators type WMS 306 / 309 / 409. The distance from the mounting surface of the motor bracket to the center of the spindle is 73mm respectively 86mm.	WSB 300 0002
Motor bracket with clamping ring for spindle actuators type WMS 306 / 309 / 409. The distance from the mounting surface of the motor bracket to the center of the spindle 50mm respectively 65mm.	WSB 300 0003
Bottom screw for spindle actuators type WMS 306 / 309 / 409 / 515	WSB 300 0004
Motor bracket with clamping ring for spindle actuators type WMS 515. The distance from the mounting surface of the motor bracket to the center of the spindle 70mm respectively 90mm.	WSB 300 0005

WSB 300 0001 / WSB 300 0002 / WSB 300 0003 / WSB 300 0004 / WSB 300 0005

Brackets with clamping ring for mounting spindle body