

GL 85 SC 900

with motion detector
 EAN 4007841 078683
 Article number 078683



LED	3000 K								
36 years (0 4,5h / day)	3000K warm-white	1 - 5 m	outdoor light	2 - 2000 lux	5 sec - 60 min	0 - 100% basic brightness	Light source not exchangeable	Control gear not exchangeable	0 - 100% main light brightness

Function description

Connected Lighting - Completes an object with intelligent light in the outdoor area. High-quality aluminium path luminaire GL 85 SC 900 in cubic design and 90 cm height. With 655 lm at 9 W (3000 K). With invisible 160° high-frequency sensor and 5 m detection radius. Time-saving wireless commissioning, setting and cross-range networking via Bluetooth Mesh and Connect App. With neighbour group function, soft light start, basic light (0-100%) and dimmable main light (0-100%).

Technical specifications

Dimensions (L x W x H)	136 x 146 x 900 mm
With lamp	Yes, STEINEL LED system
Manufacturer's Warranty	5 years
Settings via	App, Connect Bluetooth Mesh, Smartphone
With remote control	No
Version	with motion detector
PU1, EAN	4007841078683
Application, place	Outdoors
Application, room	outdoors, garden
includes sheet of self-adhesive numbers	No
Installation site	Stand mounted
Impact resistance	IK03
IP-rating	IP44
Protection class	I
Ambient temperature	-20 – 40 °C

Luminous flux total product	655 lm
Measured luminous flux (360°)	655 lm
Total product efficiency	72,7 lm/W
Colour temperature	3000 K
Colour variation LED	SDCM3
Lamp	LED cannot be replaced
Service life LED L70B50 (25°)	> 60000 h
Drop in luminous flux in accordance with LM80	L70B50
Base	without
Soft light start	Yes
Continuous light	selectable, 4h
Functions	Motions sensor, Neighbouring group function
Twilight setting	2 – 2000 lx
Time setting	5 s – 60 Min.
Basic light level function	Yes

GL 85 SC 900

with motion detector
 EAN 4007841 078683
 Article number 078683



Technical specifications

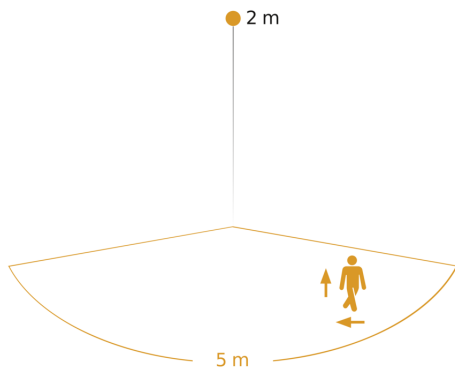
Housing material	Aluminium
Cover material	Plastic, opal
Mains power supply	220 – 240 V / 50 – 60 Hz
Output	9 W
Detection	also through glass, wood and stud walls
Sneak-by guard	Yes
Capability of masking out individual segments	No
Electronic scalability	Yes
Mechanical scalability	No
Reach, detail	Detection zone adjustable on 3 axes
Reach, radial	r = 5 m (35 m ²)
Reach, tangential	r = 5 m (35 m ²)
Photo-cell controller	Yes

Basic light level function time	10s-60 min, Brightness-controlled, OFF
Main light adjustable	0 - 100 %
Twilight setting TEACH	Yes
Interconnection	Yes
Type of interconnection	Master/slave
Basic light level function in per cent	10 – 100 %
Basic light level function percentage, from	10 %
Basic light level function percentage, up to	100 %
Interconnection via	Bluetooth Mesh Connect
Colour Rendering Index CRI	= 82
Optimum mounting height	2 m
Detection angle	160 °

GL 85 SC 900

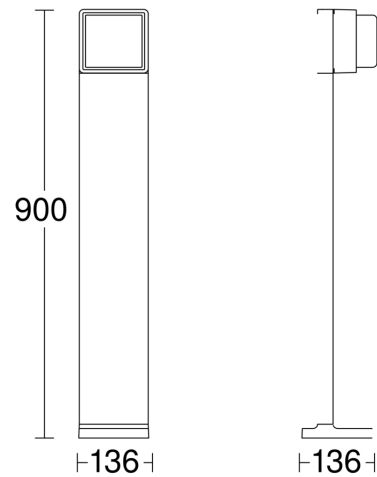
with motion detector
EAN 4007841 078683
Article number 078683

Detection Zone

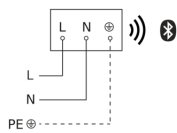


Possible mounting height: 1,80 m -
Orange: radial and tangential

Dimension Drawing



Circuit diagram Bluetooth



Circuit diagram Bluetooth

