

Technical specifications

QIS 140

Voltage: 400/230 V

Frequency: 50HZ



Genset Image for illustration purposes only

TECHNICAL INFORMATION

Standby Power (ESP)	kVA	143
	kW	114
Prime Power (PRP)	kVA	130
	kW	104
Mechanical structure	Soundproofed	
Engine	CUMMINS 6BTA5.9-G2	
Alternator	MECC ALTE ECP34-1L	
Control card	DEEP SEA 4620	
Measures (L x W x H)	mm	2,900 x 1,090 x 1,650
Empty weight	kg	1,882
Fuel tank	L	215
Acoustic pressure, LpA	dB(A) a 7	71
Acoustic power LwA	dB(A)	97

Voltages	Prime Power (PRP)		Standby Power (ESP)	
	(kVA)	(kW)	(kVA)	(kW)
380/220	130	104	142	114
400/230	130	104	143	114
415/240	130	104	142	114

Notes:

PRIME POWER: Electrical power data available at a variable load without limits of hours per year. An overload of 10 % is allowed for 1 hour of every 12. In accordance with ISO 8528/1 (2005) – PRP

STANDBY POWER: Electrical power data at variable load in an emergency in accordance with standard ISO 8528/1 (2005) – ESP. Overloads of emergency power are not allowed.

The standard reference conditions are: 25 °C, 100 kPa and 30% relative humidity. Gasoil density: 0.85 g/cm3. Gasoline density: 0.68 g/cm3.

▪ INDEX

General description
Engine
Alternator
Bedplate
Soundproofed canopy
Dimensions and Weight
Performance class
Regulation
Annex: Drawings

Grupos Electr6genos Europa, S.A. is a certified company with ISO 9001, ISO 14001, OHSAS 18001 and PECAL

We reserves the right to modify any characteristic of their equipment without prior warning.

Photographs representing the product range, while able to include options.

Weight and dimensions of a standard generator set.

Non-contractual document

Central Offices:

Pol6gono Industrial Pitarco II; Parcela 20

50450 Muel (Zaragoza) Spain

Tel.: +34 976 14 54 32

Fax: +34 976 14 54 31

info@gesan.com

After-sales Department:

Customer service: +34 976 14 54 33

Spare parts: +34 976 14 54 34

GENERAL DESCRIPTION

Generator set for automatic operation due to a grid failure, including the electrical operations panel and soundproofing. Start-up of the generator set will be carried out when a failure in the grid power supply is detected. Once the generator set has stabilized, a signal is sent to the switching panel to switch the grid position to generator set. When the grid power supply return is detected, a command is sent to the switching to switch to the generator set position of the grid. The generator set shuts-down after the applicable cooling period has elapsed.

ENGINE

Cummins diesel engine, with turbo, with direct injection and Electronic regulation of the engine.

Engine brand	CUMMINS	Bore (mm)	102
Model	6BTAA5.9-G2	Stroke (mm)	120
R.P.M.	1,500	Compression ratio	17,5:1
Net power (kWm)	125	Type of regulation	Electronic
Fuel	Diesel	Europe exhaust emission	EU2
No. of cylinders	6 L	EPA exhaust emission	EPA1
Engine Capacity (c.c.)	5,900		

Cooling System

Cooling of the sleeves using cooling fluid comprised of water and glycol at 50% in a closed circuit driven by the engine pump.

Engine driven exhaust fan, radiator and expansion tank; original from the engine manufacturer.

The circuit is completed with the cooling purge system towards the outside of the bedplate and protections of all running surfaces

Cooling type	Water
---------------------	-------

Lubrication System

Gear pump lubrication system driven by the engine and with original engine manufacturer lubricant filtering system.

It is completed with the oil purge system towards the outside of the baseframe.

Oil capacity (l)	14.2
-------------------------	------

Air intake system

Air intake system for combustion with filtering device and filter change indicator; originals from the engine manufacturer. Intake air cooling after the turbo by means of an air/air exchanger.

Intake air flow (m³/min)	8.7	Air inlet filter type	Medium
--	-----	------------------------------	--------

Exhaust System

Interior and exterior aluminized steel exhaust silencer.

T^a gas emission (°C)	495	Outlet diameter (")	4
Gas flow (m3/min)	19.4	Inlet diameter (")	3
Maximum exhaust back pressure (kPa)	10	Atenuation (dB(A))	26
Number of exhaust	1		

Start system

Start system that uses an electrical motor, battery and battery charge alternator that is driven by the engine itself. The start motor and the battery charge alternator are originals from the engine manufacturer.

Starter voltage system (V)	24	Battery type	2 x 12V 45Ah - 400A
-----------------------------------	----	---------------------	---------------------

Fuel supply system

Fuel tank capacity (L)	215		
-------------------------------	-----	--	--

Fuel consumption panel (range according to the standard configuration)

Load	Prime Power (PRP)		Standby Power (ESP)	
	(l/h)	Range (h)	(l/h)	Range (h)
25%	8.5	25		
50%	15.1	14.2		
75%	22	9.8		
100%	29	7.5	33	6.6

ALTERNATOR

Mecc Alte alternator with 4 poles, with a lifetime lasting greased bearing, H class insulation, without brushes, 2/3 coil and AVR (Automatic Voltage Regulator)

Protection of all the windings by means of 2-part high quality polyester resin impregnation. The stator windings receive a double impregnation. Final finish with a coat of EG43 varnish.

Excitation system with MAUX auxiliary winding with overload capacity 3 times the nominal current for 20 s.

Joining of engine and alternator through flexible disc coupling.

Regulations:

- CEI 2-3
- IEC 34-1
- EN 60034-1
- VDE 0530
- BS 4999-5000
- CAN/CSA-C22.2 No14-68-No100-95
- ISO 8528:3

Low wave distribution:

- THC < 4%
- THD < 4%
- THF (IEC) < 2%
- TIF (NEMA) < 40

Incorporates electromagnetic emissions suppressor in accordance with standard VDE 0875, class K.

Brand	MECC ALTE	Voltage Stability	±1%
Model	ECP34-1L	Performance at 75% p.f. 0.8 (%)	93
Alternator Power (kVA)	143 / Standby (SB27)	Performance at 100% p.f. 0.8 (%)	93
Number of wires	12	Direct subtransient reactance X''d (%)	6.8
IP Alternator	IP 21	Subtransient time constant, T''d (ms)	7.6
Excitation system	MAUX	Zero sequence reactance, Xo (%)	2.9
AVR model	DSR	Short-circuit ratio, Kcc	0.5

▪ **BEDPLATE**

The engine-alternator set is coupled to the bedplate by means of anti-vibration shock mounts that absorb almost all the vibrations.

The fuel tank is integrated and joined to the bedplate using hardware, which allows disassembling it for maintenance or replacement. It has a drainage plug, wide cleaning cover and filler connection with plug.

Includes level sensor with low fuel alarm signal that indicates the amount of fuel available in the tank to the electrical panel.

▪ **SOUNDPROOFED CANOPY**

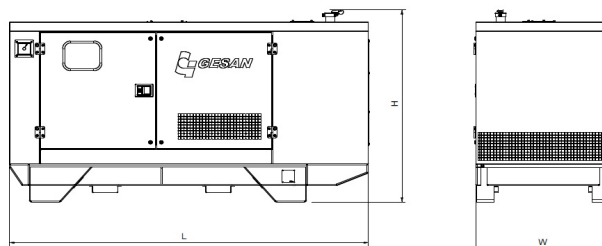
Soundproof generator set finish using polyester dust paint.

It is lined inside with a noise-absorbing material made of mineral wool.

It also has an emergency shutdown pushbutton that is accessible from the outside.

■ DIMENSIONS AND WEIGHT

Length, L (mm)	2,900
Width, A (mm)	1,090
Height, H (mm)	1,650
Weight (kg)	1,882



■ PERFORMANCE CLASS

Execution class in accordance with ISO 8528/5 (2005) taking into account the behaviour of the generator set in a permanent mode of operation with different load levels, as well as in a temporary mode of operation due to shocks in the load.

Performance class	G2
--------------------------	----

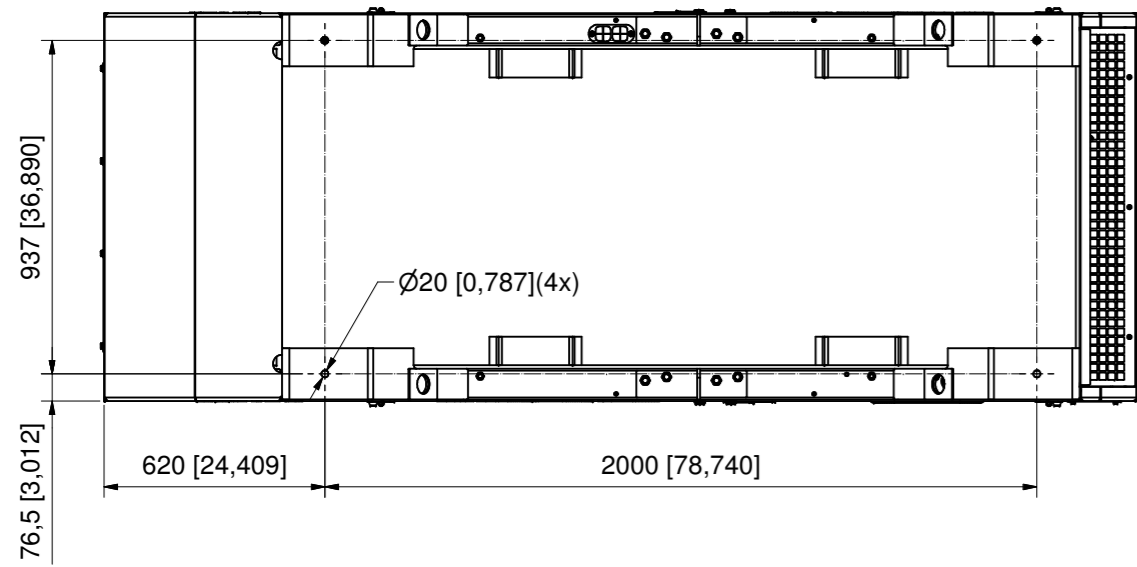
■ REGULATION

The generator set has a CE Marking that includes the following directives:

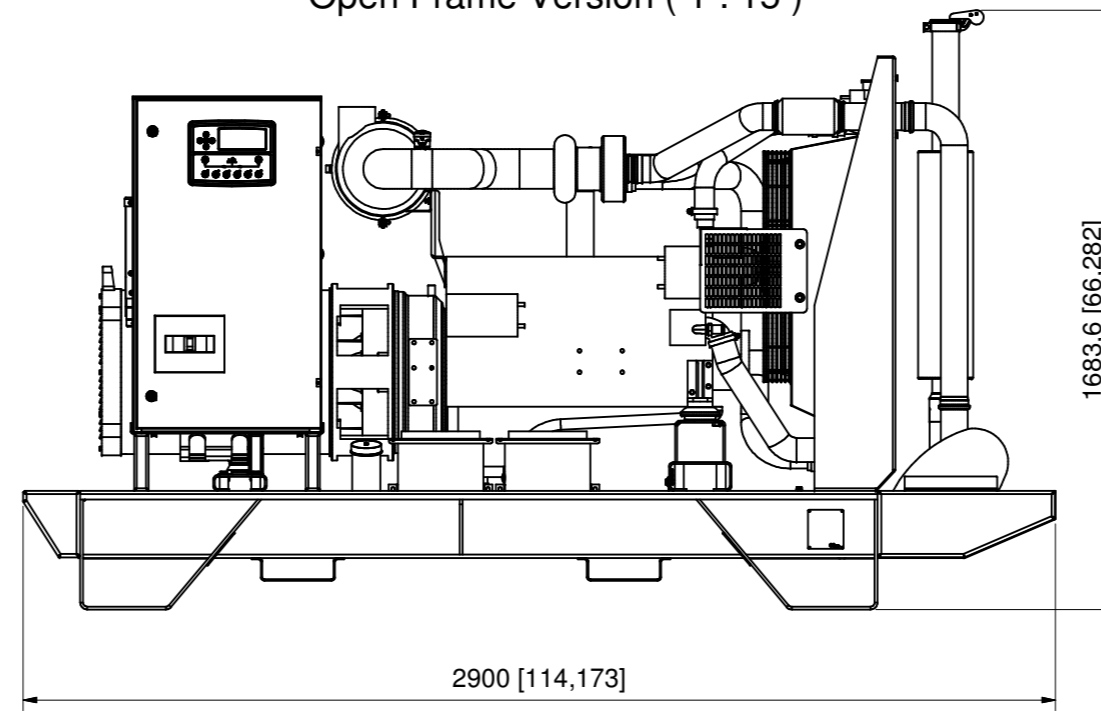
- 2006/42/CE Machine Safety.
- 2006/95/CEE Low Voltage.
- 2004/108/CE Electromagnetic compatibility.
- 97/68/CE Gases and contaminating particles emissions.
- 2005/88/CE Noise emissions of machines outdoors in soundproof generator sets.

Applicable international regulations:

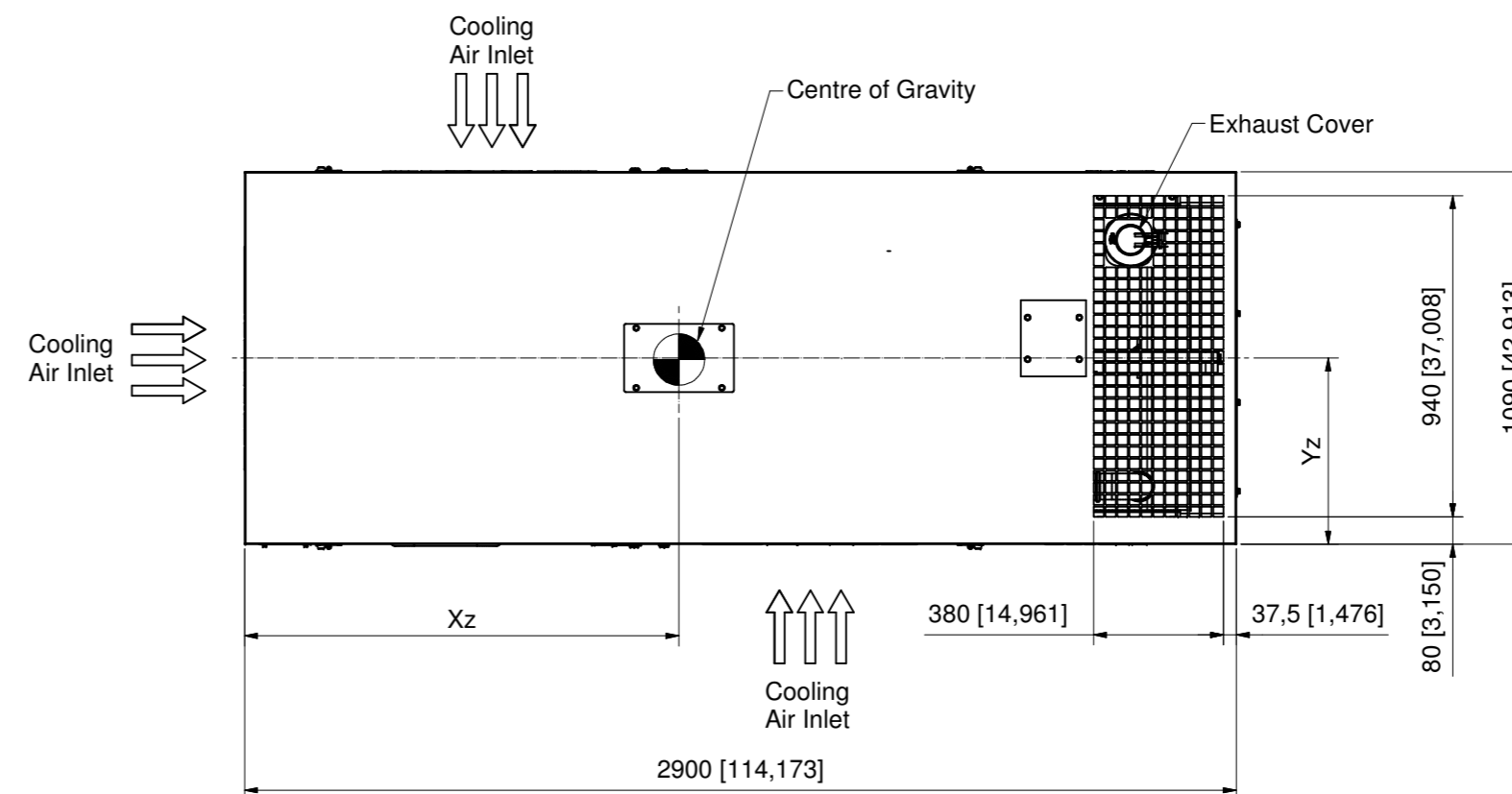
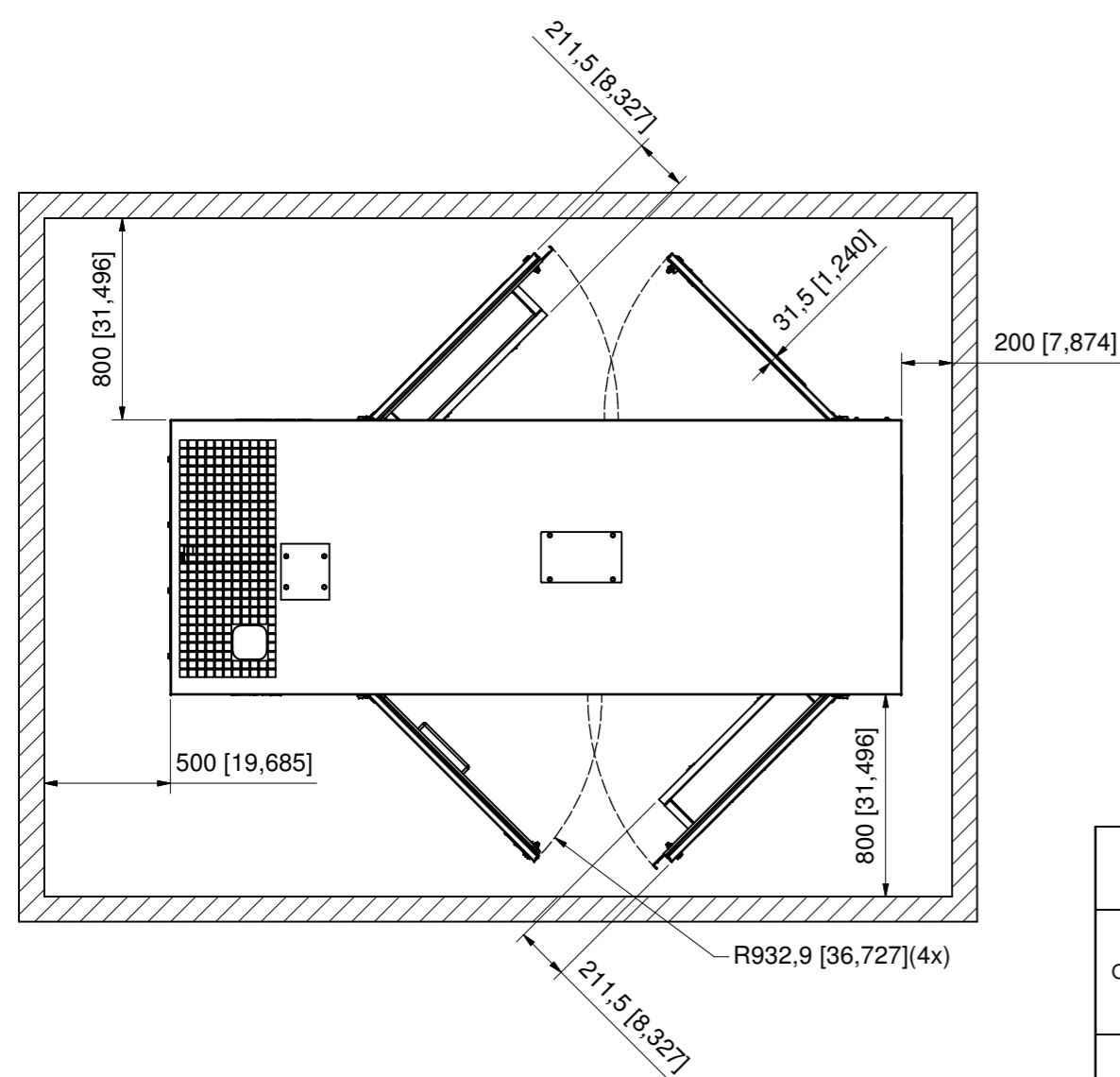
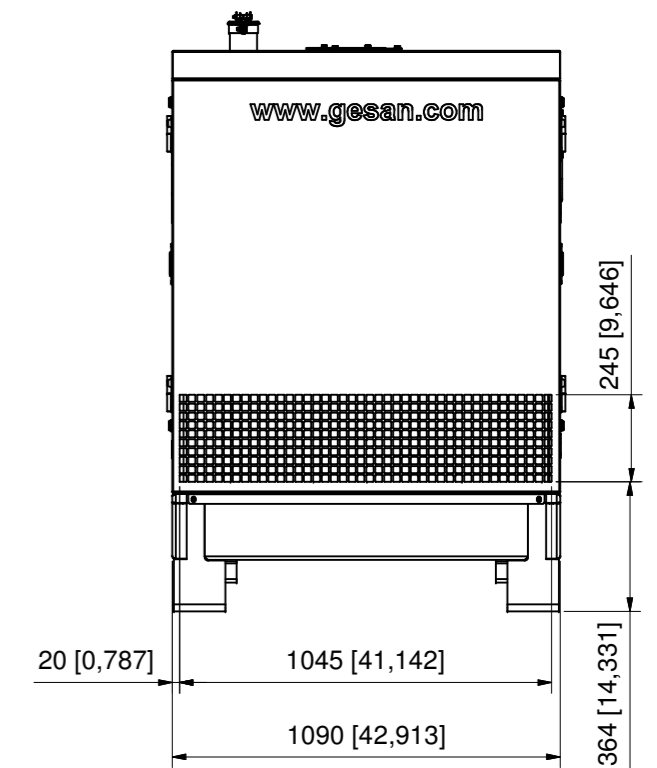
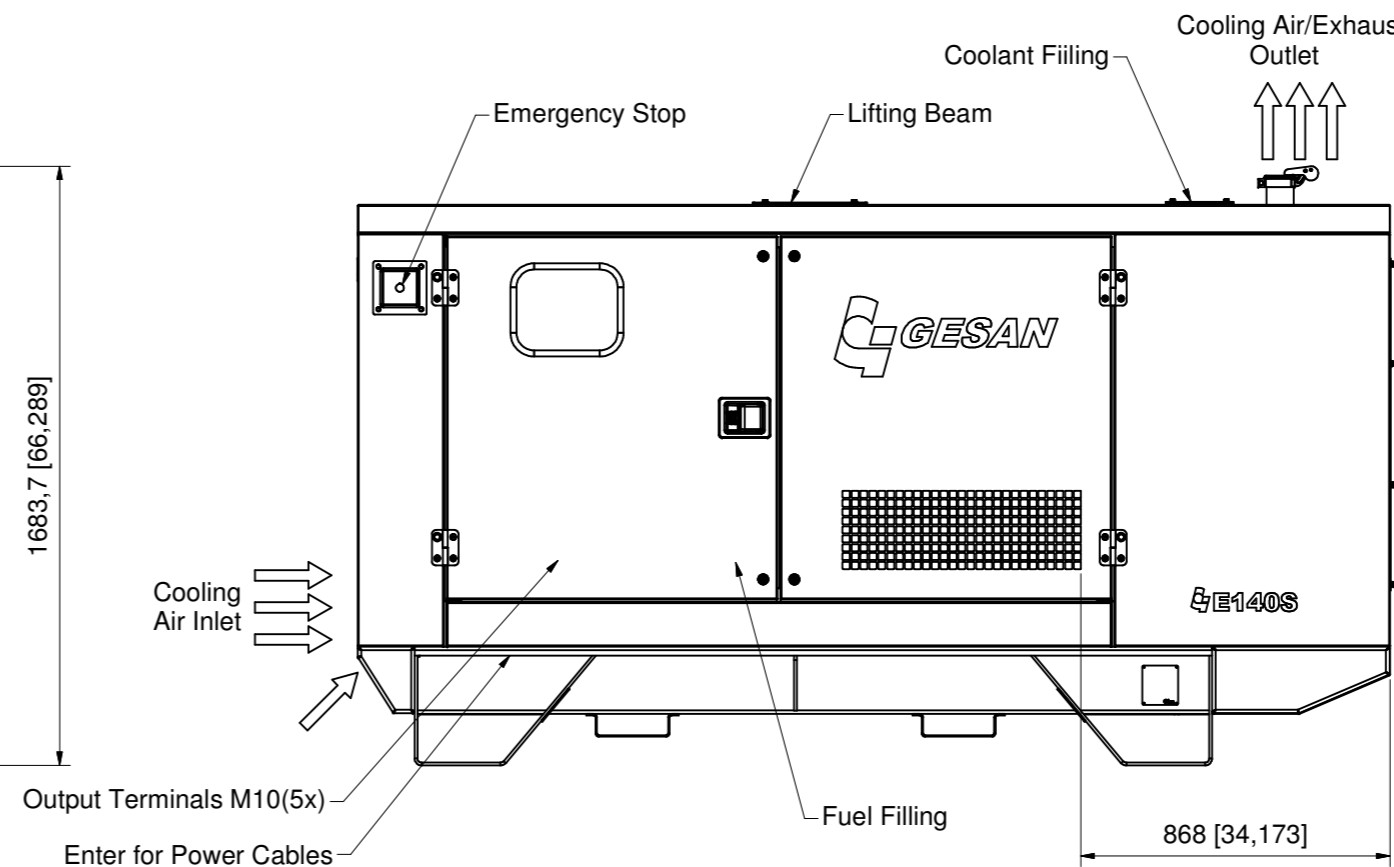
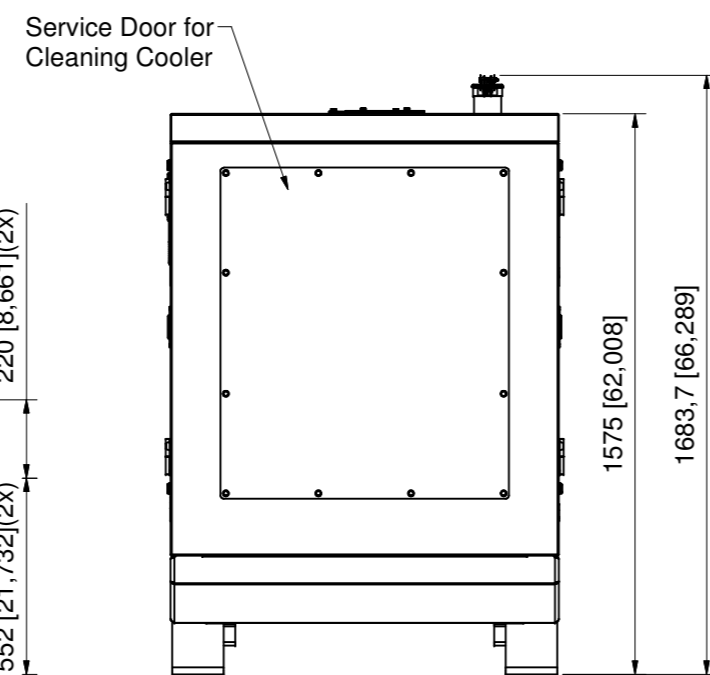
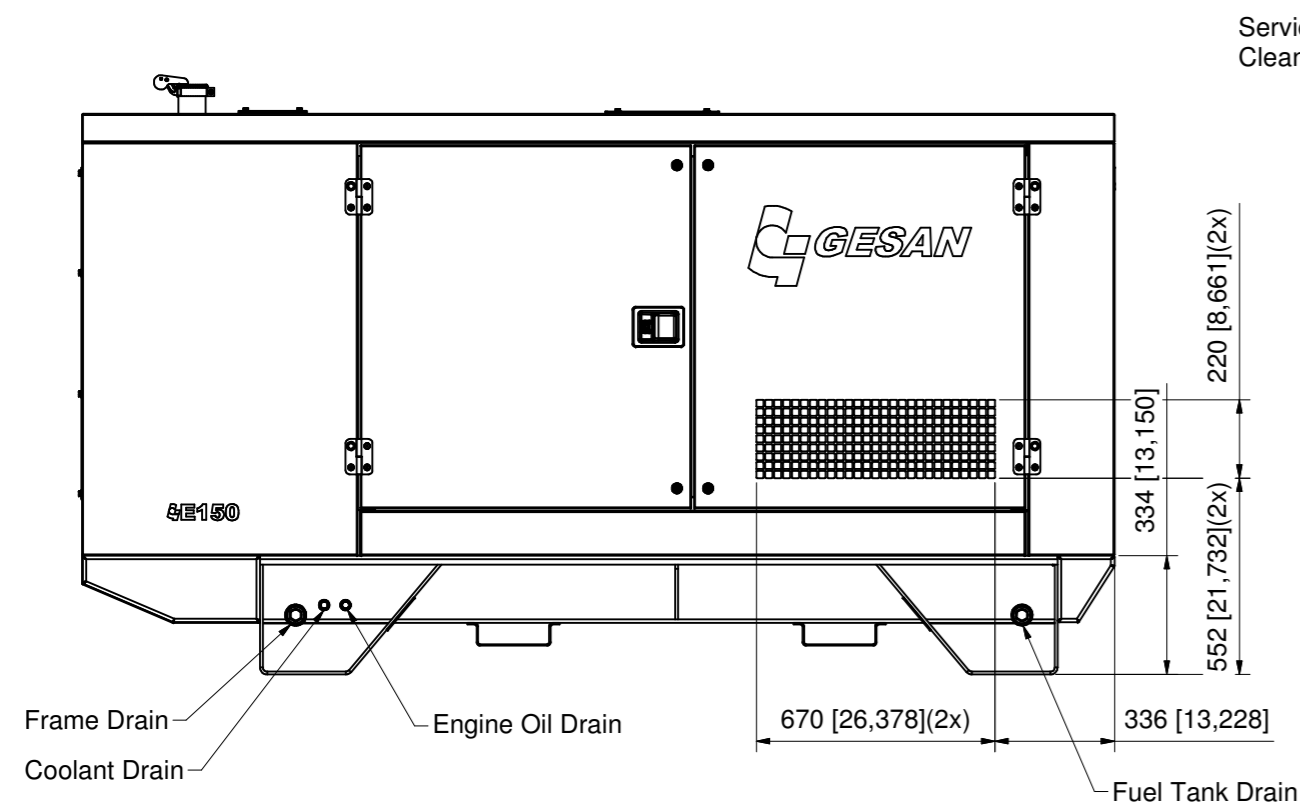
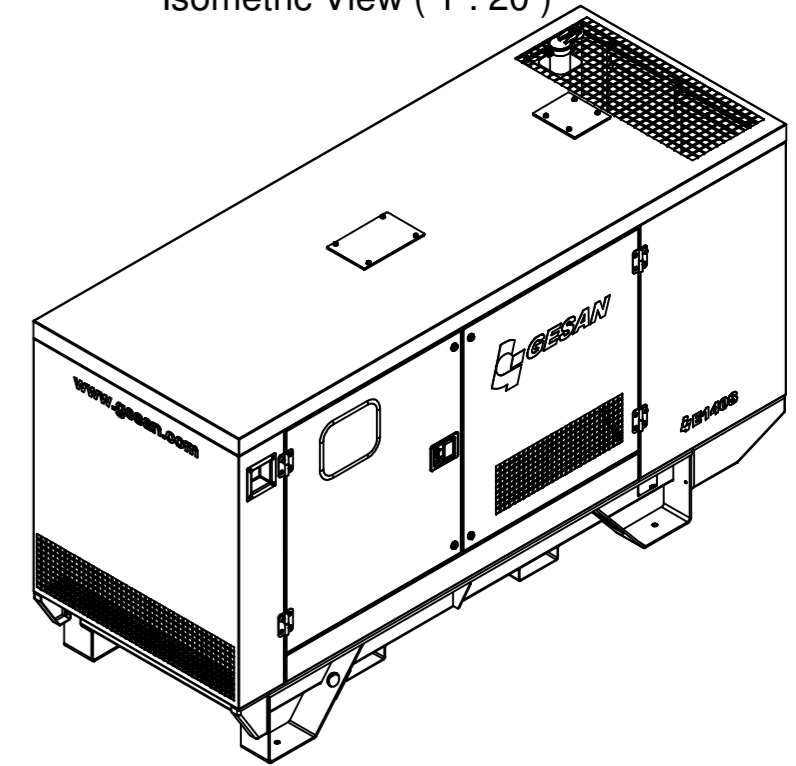
- ISO 8528
- ISO 3046
- BS 5000
- IEC 60034



Open Frame Version (1 : 15)



Isometric View (1 : 20)



Unit Model		Net Mass	Xz	Yz	Wet Mass	Xz	Yz
		Kg/Lbs	mm/inch	mm/inch	Kg/Lbs	mm/inch	mm/inch
Open Frame	E 95	1345/2965	1149/45	555/22	1566/3452	1199/47	555/22
	E 115	1395/3075	1164/46	555/22	1616/3562	1214/48	555/22
	E 140	1445/3186	1179/46	555/22	1666/3673	1229/48	555/22
With Canopy	E 95s	1579/3481	1149/45	555/22	1800/3968	1199/47	555/22
	E 115s	1529/3371	1164/46	555/22	1850/4079	1214/48	555/22
	E 140s	1679/3702	1179/46	555/22	1900/4189	1229/48	555/22

(Net Mass = Without oil, coolant, fuel and dry batteries)

Notes:
- [] = Dimensions are in inches.

Tolerances, if not indicated, according to:		General tolerances			
ATLAS COPCO STANDARD CLASS		1350K - m			
Name	Dimension Drawing	Gesam BOX C		Confidentiality Class	acc. to 1102 K
Material	See Drawing			Confidential	
Treatment	Not Applicable			INV	
Scale	1:15	Family	A1	Compare	
Drawn by	WUX0550	Blank nr.		Replaces	WUX
Version Drwg	00	Blank wt.		Designation	
Des checked.		Prod checked.		Approved.	Date 4/30/2014
1625090000-M1		00.00		Sheet 1 / 1	
Parent 3D model		Ed . Version 3D		Preliminary	
				9829390020	

CONFIDENTIAL: This document or its property shall not be used without our permission. All materials supplied are in compliance with the requirements of the List of Prohibited Substances.

Ed	Position	Modified from	Date	Intr./Appd.