







## CARACTERÍSTICAS

CE IP23    850°C

 MAX.50W 12V  G 5.3  QR-CBC 51

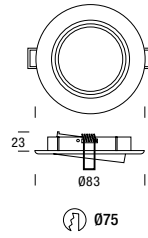
 MAX.50W 230V  GU/GZ 10  PAR 16

 1 X 3W 230V  G 5.3  LED

 120°  300°  45°

Blanco / Aluminio / Oro / Cromo / Niquel Rydo. Sat.  
White / Aluminium / Gold 24k. / Chrome / Nickel Brushed  
Consultar acabados especiales Request special finishes

## ref. 121



## DESCRIPCIÓN

**Empotrable.** Zamak. Orientable.  
Baja y muy baja tensión

**Recessed** spot light. Zamak. Adjustable.  
Low & very low tension




**Einbaustrahler.** Zamak  
Niedrige bis sehr niedrige Voltzahl

**Encastré.** Zamak. Orientable.  
Basse et très basse tension.



## CARACTERÍSTICAS

CE IP44    850°C

 MAX.50W 12V  G 5.3  QR-CBC 51

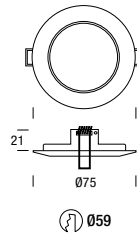
 MAX.50W 230V  GU/GZ 10  PAR 16

 1 X 3W 230V  G 5.3  LED

 120°  300°

Blanco / Aluminio / Oro / Cromo / Niquel Rydo. Sat.  
White / Aluminium / Gold 24k. / Chrome / Nickel Brushed  
Consultar acabados especiales Request special finishes

## ref. 131



## DESCRIPCIÓN

**Empotrable.** Zamak. Fijo.  
Baja y muy baja tensión.

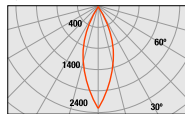
**Recessed** spot light. Zamak. Fixed.  
Low & very low tension.

**Einbaustrahler.** Zamak.  
Niedrige bis sehr niedrige Voltzahl.

**Encastré.** Zamak. Fixe.  
Basse et très basse tension.

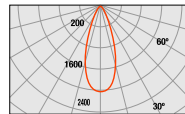
## DATOS FOTOMÉTRICOS

QR-CBC51 50W 38°



lx	m	m	38°
2.200	0'0'69	1	
550	0'1'38	2	
244	0'2'07	3	
74	0'2'76	4	

PAR 16 50W 40°



lx	m	m	40°
750	0'0'60	1	
187	0'1'22	2	
83	0'1'82	3	
25	0'2'44	4	

131 / 121 / recessed downlights