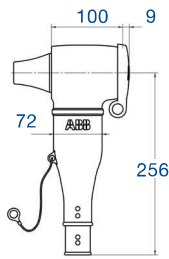


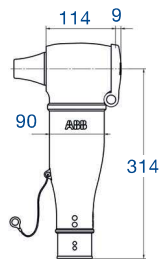
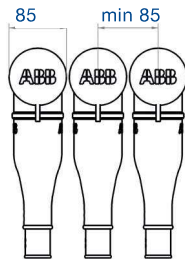
Parallel separable connector for 630 A cable connector



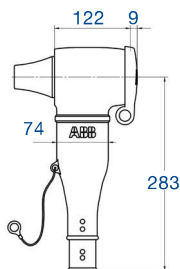
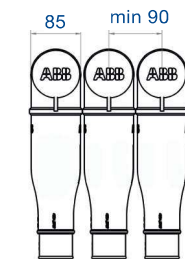
Dimensions in mm.



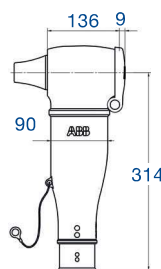
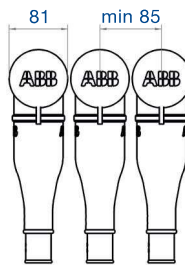
CSEP-A, 12–24 kV sizes 1–2



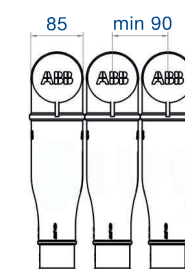
CSEP-A, 12–24 kV size 3



CSEP-A, 36–42 kV sizes 1–2



CSEP-A, 36–42 kV size 3



Application area

CSEP-A is a screened separable parallel cable connector designed to be connected to a screened separable cable connector type CSE-A 630. Used with XLPE- och EPR-insulated 1- or 3-core cables with Al- or Cu-conductor for 12–42 kV.

Standard

- Fulfills the requirements of CENELEC HD 629.1 S2.

Design

CSEP-A is manufactured in rubber with three layers; a conductive inner layer, an insulation layer and a conductive outer layer that are vulcanized together for the best possible interface between the layers.

When installing CSEP-A on the CSE-A the plug and the protective cap must be moved from CSE-A to parallel connector CSEP-A. In that way the capacitive test point is re-established.

- Delivered in 3-phase kits complete with cable lugs, bolt connections, stress grading adapters and also an integrated earthing wire.

Note:

- For 3-core cables with common Cu-screen wires, a screen separation kit or a branch seal kit must be used. For screen separation kit see table at page 54.

Always select products by Insulation diameter.

Voltage kV	Conductor cross section mm ²	Insulation diameter mm	Designation	Weight kg/kit
12	25–70	13–20	CSEP-A 12630-01	5.7
12	95–300	18.5–30.5	CSEP-A 12630-02	6.1
12	400–630	30.5–45	CSEP-A 12630-03	8.6
24	25–70	17–24	CSEP-A 24630-01	5.7
24	95–300	22.5–35	CSEP-A 24630-02	6.1
24	400–630	30.5–45	CSEP-A 24630-03	8.6
36	50–95	24.5–34	CSEP-A 36630-01	6.7
36	95–300	27.5–42	CSEP-A 36630-02	7.1
36	400–630	38–55	CSEP-A 36630-03	9.8
42	50–70	24.5–34	CSEP-A 42630-01	6.7
42	95–300	27.5–42	CSEP-A 42630-02	7.1
42	400–630	38–55	CSEP-A 42630-03	9.8

Parallel connector complete with screen separation kit

12	13–20	25–70	CSEP-A 12630-01P	9
12	18.5–30.5	95–300	CSEP-A 12630-02P	10
24	17–24	50–70	CSEP-A 24630-01P	9.6
24	22.5–35	95–300	CSEP-A 24630-02P	10
36	23–34	50–95	CSEP-A 36630-01P	10.6
36	27.5–42	95–300	CSEP-A 36630-02P	11.9