

Feed-through terminal block - UT 6 - 3044131

Please be informed that the data shown in this PDF Document is generated from our Online Catalog. Please find the complete data in the user's documentation. Our General Terms of Use for Downloads are valid (<http://phoenixcontact.com/download>)




Feed-through terminal block, Connection method: Screw connection, Cross section: 0.2 mm² - 10 mm², AWG: 24 - 8, Width: 8.2 mm, Color: gray, Mounting type: NS 35/7,5, NS 35/15

Why buy this product

- The large wiring space enables the connection of solid and stranded conductors without ferrules, even above the nominal cross section
- Tested for railway applications
- As well as saving space, the compact design enables user-friendly wiring in a small amount of space
- Optimum screwdriver guidance through closed screw shafts
- The multi-conductor connection offers maximum flexibility and wiring density
- The cable entry funnel enables the use of conductors with ferrules and plastic collars within the nominal cross section



Key commercial data

Packing unit	50 pc
Minimum order quantity	50 pc
GTIN	 4 017918 960438
Weight per Piece (excluding packing)	13.95 g
Custom tariff number	85369010
Country of origin	Germany

Technical data

General

Number of levels	1
Number of connections	2
Color	gray
Insulating material	PA
Inflammability class according to UL 94	V0
Area of application	Railway industry
	Mechanical engineering

Feed-through terminal block - UT 6 - 3044131

Technical data

General

	Plant engineering
	Process industry
Maximum load current	57 A (with 10 mm ² conductor cross section)
Rated surge voltage	8 kV
Pollution degree	3
Surge voltage category	III
Insulating material group	I
Connection in acc. with standard	IEC 60947-7-1
Maximum load current	57 A (with 10 mm ² conductor cross section)
Nominal current I _N	41 A
Nominal voltage U _N	1000 V
Maximum load current	57 A (with 10 mm ² conductor cross section)
Open side panel	ja
Shock protection test specification	DIN EN 50274 (VDE 0660-514):2002-11
Back of the hand protection	guaranteed
Finger protection	guaranteed
Surge voltage test setpoint	9.8 kV
Result of surge voltage test	Test passed
Power frequency withstand voltage setpoint	2.2 kV
Result of power-frequency withstand voltage test	Test passed
Checking the mechanical stability of terminal points (5 x conductor connection)	Test passed
Bending test rotation speed	10 rpm
Bending test turns	135
Bending test conductor cross section/weight	0.2 mm ² / 0.2 kg
	6 mm ² / 1.4 kg
	10 mm ² / 2 kg
Result of bending test	Test passed
Conductor cross section tensile test	0.2 mm ²
Tractive force setpoint	10 N
Conductor cross section tensile test	6 mm ²
Tractive force setpoint	80 N
Conductor cross section tensile test	10 mm ²
Tractive force setpoint	90 N
Tensile test result	Test passed
Tight fit on carrier	NS 35
Setpoint	5 N
Result of tight fit test	Test passed
Requirements, voltage drop	≤ 3.2 mV
Result of voltage drop test	Test passed
Temperature-rise test	Test passed

Feed-through terminal block - UT 6 - 3044131

Technical data

General

Conductor cross section short circuit testing	6 mm ²
Short-time current	0.72 kA
Conductor cross section short circuit testing	10 mm ²
Short-time current	1.2 kA
Short circuit stability result	Test passed
Proof of thermal characteristics (needle flame) effective duration	30 s
Result of thermal test	Test passed
Test specification, oscillation, broadband noise	DIN EN 50155 (VDE 0115-200):2008-03
Test spectrum	Service life test category 1, class B, body mounted
Test frequency	f ₁ = 5 Hz to f ₂ = 150 Hz
ASD level	1.857 (m/s ²) ² /Hz
Acceleration	0.8g
Test duration per axis	5 h
Test directions	X-, Y- and Z-axis
Oscillation, broadband noise test result	Test passed
Test specification, shock test	DIN EN 50155 (VDE 0115-200):2008-03
Shock form	Half-sine
Acceleration	5 g
Shock duration	30 ms
Number of shocks per direction	3
Test directions	X-, Y- and Z-axis (pos. and neg.)
Shock test result	Test passed
Temperature index, insulating material (DIN EN 60216-1 (VDE 0304-21))	130 °C
Static insulating material application in cold	-60 °C

Dimensions

Width	8.2 mm
End cover width	2.2 mm
Length	47.7 mm
Height NS 35/7,5	47.5 mm
Height NS 35/15	55 mm

Connection data

Connection in acc. with standard	IEC 60947-7-1
Connection method	Screw connection
Note	Note: Product releases, connection cross sections and notes on connecting aluminum cables can be found in the download area.
Conductor cross section solid min.	0.2 mm ²
Conductor cross section solid max.	10 mm ²
Conductor cross section AWG/kcmil min.	24
Conductor cross section AWG/kcmil max	8

Feed-through terminal block - UT 6 - 3044131

Technical data

Connection data

Conductor cross section stranded min.	0.2 mm ²
Conductor cross section stranded max.	10 mm ²
Min. AWG conductor cross section, stranded	24
Max. AWG conductor cross section, stranded	8
Conductor cross section stranded, with ferrule without plastic sleeve min.	0.25 mm ²
Conductor cross section stranded, with ferrule without plastic sleeve max.	6 mm ²
Conductor cross section stranded, with ferrule with plastic sleeve min.	0.25 mm ²
Conductor cross section stranded, with ferrule with plastic sleeve max.	6 mm ²
2 conductors with same cross section, solid min.	0.2 mm ²
2 conductors with same cross section, solid max.	2.5 mm ²
2 conductors with same cross section, stranded min.	0.2 mm ²
2 conductors with same cross section, stranded max.	2.5 mm ²
2 conductors with same cross section, stranded, TWIN ferrules with plastic sleeve, min.	0.5 mm ²
2 conductors with same cross section, stranded, TWIN ferrules with plastic sleeve, max.	4 mm ²
2 conductors with same cross section, stranded, ferrules without plastic sleeve, min.	0.25 mm ²
2 conductors with same cross section, stranded, ferrules without plastic sleeve, max.	1.5 mm ²
Stripping length	10 mm
Internal cylindrical gage	A5
Screw thread	M4
Tightening torque, min	1.5 Nm
Tightening torque max	1.8 Nm

Classifications

eCl@ss

eCl@ss 4.0	27141120
eCl@ss 4.1	27141120
eCl@ss 5.0	27141120
eCl@ss 5.1	27141120
eCl@ss 6.0	27141120
eCl@ss 7.0	27141120
eCl@ss 8.0	27141120

ETIM

ETIM 2.0	EC000897
ETIM 3.0	EC000897
ETIM 4.0	EC000897

Feed-through terminal block - UT 6 - 3044131

Classifications

ETIM

ETIM 5.0	EC000897
----------	----------

UNSPSC

UNSPSC 6.01	30211811
UNSPSC 7.0901	39121410
UNSPSC 11	39121410
UNSPSC 12.01	39121410
UNSPSC 13.2	39121410

Approvals

Approvals

Approvals


CSA / UL Recognized / VDE Gutachten mit Fertigungsüberwachung / cUL Recognized / LR / GL / RS / IECEx CB Scheme / DNV / EAC / cULus Recognized


Ex Approvals

IECEx / ATEX / UL Recognized / cUL Recognized / cULus Recognized

Approvals submitted

Approval details

CSA 		
	B	C
mm ² /AWG/kcmil	24-8	24-8
Nominal current I _N	50 A	50 A
Nominal voltage U _N	600 V	600 V

UL Recognized 		
	B	C
mm ² /AWG/kcmil	24-8	24-8
Nominal current I _N	50 A	50 A
Nominal voltage U _N	600 V	600 V

Feed-through terminal block - UT 6 - 3044131

Approvals

VDE Gutachten mit Fertigungsüberwachung	
mm ² /AWG/kcmil	0.2-6
Nominal voltage UN	800 V

cUL Recognized		
	B	C
mm ² /AWG/kcmil	24-8	24-8
Nominal current IN	50 A	50 A
Nominal voltage UN	600 V	600 V

LR

GL

RS

IECEE CB Scheme	
mm ² /AWG/kcmil	0.2-6
Nominal voltage UN	800 V

DNV

EAC

cULus Recognized	
------------------	--

Accessories

Accessories

End block

Feed-through terminal block - UT 6 - 3044131

Accessories

End clamp - CLIPFIX 35 - 3022218



Quick mounting end clamp for NS 35/7,5 DIN rail or NS 35/15 DIN rail, with marking option, width: 9.5 mm, color: gray

End clamp - CLIPFIX 35-5 - 3022276



Quick mounting end clamp for NS 35/7,5 DIN rail or NS 35/15 DIN rail, with marking option, with parking option for FBS...5, FBS...6, KSS 5, KSS 6, width: 5.15 mm, color: gray

End clamp - E/NS 35 N - 0800886



End clamp, width: 9.5 mm, color: gray

End cover

End cover - D-UT 2,5/10 - 3047028



End cover, Length: 47.7 mm, Width: 2.2 mm, Height: 48.4 mm, Color: gray

Jumper

Plug-in bridge - FBS 2-8 - 3030284



Plug-in bridge, Length: 29.6 mm, Width: 14.7 mm, Number of positions: 2, Color: red

Feed-through terminal block - UT 6 - 3044131

Accessories

Plug-in bridge - FBS 3-8 - 3030297



Plug-in bridge, Number of positions: 3, Color: red

Plug-in bridge - FBS 4-8 - 3030307



Plug-in bridge, Number of positions: 4, Color: red

Plug-in bridge - FBS 5-8 - 3030310



Plug-in bridge, Number of positions: 5, Color: red

Plug-in bridge - FBS 6-8 - 3032470



Plug-in bridge, Number of positions: 6, Color: red

Plug-in bridge - FBS 10-8 - 3030323



Plug-in bridge, Number of positions: 10, Color: red

Feed-through terminal block - UT 6 - 3044131

Accessories

Plug-in bridge - FBSRH 2-8 - 3033802



Plug-in bridge, Number of positions: 2, Color: red

Plug-in bridge - FBSRH 3-8 - 3033803



Plug-in bridge, Number of positions: 3, Color: red

Plug-in bridge - FBSRH 4-8 - 3033804



Plug-in bridge, Number of positions: 4, Color: red

Plug-in bridge - FBSR 2-8 - 3033808



Plug-in bridge, Number of positions: 2, Color: red

Plug-in bridge - FBSR 3-8 - 3001597



Plug-in bridge, Number of positions: 3, Color: red

Feed-through terminal block - UT 6 - 3044131

Accessories

Plug-in bridge - FBSR 4-8 - 3000585



Plug-in bridge, Number of positions: 4, Color: red

Plug-in bridge - FBSR 5-8 - 3033809



Plug-in bridge, Number of positions: 5, Color: red

Plug-in bridge - FBSR 10-8 - 3001599



Plug-in bridge, Number of positions: 10, Color: red

Labeled terminal marker

Zack marker strip - ZB 8 CUS - 0825011



Zack marker strip, can be ordered: Strip, white, labeled according to customer specifications, Mounting type: Snap into tall marker groove, for terminal block width: 8.2 mm, Lettering field: 10.5 x 8.15 mm

Marker for terminal blocks - UC-TM 8 CUS - 0824597



Marker for terminal blocks, can be ordered: by sheet, white, labeled according to customer specifications, Mounting type: Snap into tall marker groove, for terminal block width: 8.2 mm, Lettering field: 7.6 x 10.5 mm

Feed-through terminal block - UT 6 - 3044131

Accessories

Marker for terminal blocks - UCT-TM 8 CUS - 0829616



Marker for terminal blocks, can be ordered: by sheet, white, labeled according to customer specifications, Mounting type: Snap into tall marker groove, for terminal block width: 8.2 mm, Lettering field: 7.6 x 10.5 mm

Zack marker strip - ZB 8,LGS:FORTL.ZAHLEN - 1052015



Zack marker strip, Strip, white, labeled, can be labeled with: Plotter, Printed horizontally: Consecutive numbers 1 - 10, 11 - 20, etc. up to 491 - 500, Mounting type: Snap into tall marker groove, for terminal block width: 8.2 mm, Lettering field: 10.5 x 8.15 mm

Zack marker strip - ZB 8,QR:FORTL.ZAHLEN - 1052028



Zack marker strip, Strip, white, labeled, can be labeled with: Plotter, Printed vertically: Consecutive numbers 1 - 10, 11 - 20, etc. up to 91 - 100, Mounting type: Snap into tall marker groove, for terminal block width: 8.2 mm, Lettering field: 10.5 x 8.15 mm

Marker for terminal blocks - ZB 8,LGS:L1-N,PE - 1052413



Marker for terminal blocks, Strip, white, labeled, can be labeled with: Plotter, Horizontal: L1, L2, L3, N, PE, L1, L2, L3, N, PE, Mounting type: Snap into tall marker groove, for terminal block width: 8.2 mm, Lettering field: 10.5 x 8.15 mm

Marker pen

Marker pen - X-PEN 0,35 - 0811228



Marker pen without ink cartridge, for manual labeling of markers, labeling extremely wipe-proof, line thickness 0.35 mm

Mounting rail

Feed-through terminal block - UT 6 - 3044131

Accessories

DIN rail perforated - NS 35/ 7,5 PERF 2000MM - 0801733



DIN rail, material: steel galvanized and passivated with a thick layer, perforated, height 7.5 mm, width 35 mm, length: 2000 mm

DIN rail, unperforated - NS 35/ 7,5 UNPERF 2000MM - 0801681



DIN rail, material: Steel, unperforated, height 7.5 mm, width 35 mm, length: 2 m

DIN rail perforated - NS 35/ 7,5 WH PERF 2000MM - 1204119



DIN rail 35 mm (NS 35)

DIN rail - NS 35/ 7,5 WH UNPERF 2000MM - 1204122



DIN rail 35 mm (NS 35)

DIN rail, unperforated - NS 35/ 7,5 AL UNPERF 2000MM - 0801704



DIN rail, unperforated, Width: 35 mm, Height: 7.5 mm, Length: 2000 mm, Color: silver

Feed-through terminal block - UT 6 - 3044131

Accessories

DIN rail perforated - NS 35/ 7,5 ZN PERF 2000MM - 1206421



DIN rail, material: Galvanized, perforated, height 7.5 mm, width 35 mm, length: 2 m

DIN rail, unperforated - NS 35/ 7,5 ZN UNPERF 2000MM - 1206434



DIN rail, material: Galvanized, unperforated, height 7.5 mm, width 35 mm, length: 2 m

DIN rail, unperforated - NS 35/ 7,5 CU UNPERF 2000MM - 0801762



DIN rail, material: Copper, unperforated, height 7.5 mm, width 35 mm, length: 2 m

End cap - NS 35/ 7,5 CAP - 1206560



DIN rail end piece, for DIN rail NS 35/7.5

DIN rail perforated - NS 35/15 PERF 2000MM - 1201730



DIN rail, material: steel galvanized and passivated with a thick layer, perforated, height 15 mm, width 35 mm, length: 2000 mm

Feed-through terminal block - UT 6 - 3044131

Accessories

DIN rail, unperforated - NS 35/15 UNPERF 2000MM - 1201714



DIN rail, material: Steel, unperforated, height 15 mm, width 35 mm, length: 2 m

DIN rail perforated - NS 35/15 WH PERF 2000MM - 0806602



DIN rail 35 mm (NS 35)

DIN rail - NS 35/15 WH UNPERF 2000MM - 1204135



DIN rail 35 mm (NS 35)

DIN rail, unperforated - NS 35/15 AL UNPERF 2000MM - 1201756



DIN rail, deep drawn, high profile, unperforated, 1.5 mm thick, material: aluminum, height 15 mm, width 35 mm, length 2000 mm

DIN rail perforated - NS 35/15 ZN PERF 2000MM - 1206599



DIN rail, material: Galvanized, perforated, height 15 mm, width 35 mm, length: 2 m

Feed-through terminal block - UT 6 - 3044131

Accessories

DIN rail, unperforated - NS 35/15 ZN UNPERF 2000MM - 1206586



DIN rail, material: Galvanized, unperforated, height 15 mm, width 35 mm, length: 2 m

DIN rail, unperforated - NS 35/15 CU UNPERF 2000MM - 1201895



DIN rail, material: Copper, unperforated, 1.5 mm thick, height 15 mm, width 35 mm, length: 2 m

End cap - NS 35/15 CAP - 1206573



DIN rail end piece, for DIN rail NS 35/15

DIN rail, unperforated - NS 35/15-2,3 UNPERF 2000MM - 1201798



DIN rail, material: Steel, unperforated, 2.3 mm thick, height 15 mm, width 35 mm, length: 2 m

Partition plate

Partition plate - ATP-UT - 3047167



Partition plate, Length: 50 mm, Width: 2.2 mm, Height: 48 mm, Color: gray

Feed-through terminal block - UT 6 - 3044131

Accessories

Spacer plate - DP PS-8 - 3036741



Spacer plate, Color: red

Planning and marking software

Software - CLIP-PROJECT ADVANCED - 5146040



Multilingual software for easy planning of Phoenix Contact on DIN rails together with the integrated TRABTECH-select software module for planning comprehensive surge protection concepts.

Software - CLIP-PROJECT PROFESSIONAL - 5146053



Multi-lingual software for terminal strip project planning. A marking module allows professional labeling of markers and labels for marking terminal blocks, conductors, cables and devices. The additionally integrated software module TRABTECH-select for planning comprehensive surge protection concepts.

Reducing bridge

Reducing bridge - RB UT 6-ST(2,5/4) - 3047264



Reducing bridge, Number of positions: 2, Color: red

Reducing bridge - RB UT 6-(2,5/4) - 3047251



Reducing bridge, Number of positions: 2, Color: red

Screwdriver tools

Feed-through terminal block - UT 6 - 3044131

Accessories

Screwdriver - SZS 1,0X4,0 VDE - 1205066



Screwdriver, slot-headed, VDE insulated, size: 1.0 x 4.0 x 100 mm, 2-component grip, with non-slip grip

Terminal marking

Zack marker strip - ZB 8:UNBEDRUCKT - 1052002



Zack marker strip, Strip, white, unlabeled, can be labeled with: Plotter, Mounting type: Snap into tall marker groove, for terminal block width: 8.2 mm, Lettering field: 10.5 x 8.15 mm

Marker for terminal blocks - UC-TM 8 - 0818072



Marker for terminal blocks, Sheet, white, unlabeled, can be labeled with: BLUEMARK CLED, BLUEMARK LED, Plotter, Mounting type: Snap into tall marker groove, for terminal block width: 8.2 mm, Lettering field: 7.6 x 10.5 mm

Marker for terminal blocks - UCT-TM 8 - 0828740



Marker for terminal blocks, Sheet, white, unlabeled, can be labeled with: THERMOMARK CARD, BLUEMARK CLED, BLUEMARK LED, TOPMARK LASER, Mounting type: Snap into tall marker groove, for terminal block width: 8.2 mm, Lettering field: 7.6 x 10.5 mm

Test plug terminal block

Test plugs - PAI-4-N GY - 3032871



Test plugs, Color: gray

Feed-through terminal block - UT 6 - 3044131

Accessories

Test plugs - PAI-4-FIX BU - 3032729



Test plugs, Color: blue

Test plugs - PAI-4-FIX OG - 3034455



Test plugs, Color: orange

Test plugs - PAI-4-FIX YE - 3032745



Test plugs, Color: yellow

Test plugs - PAI-4-FIX RD - 3032732



Test plugs, Color: red

Test plugs - PAI-4-FIX GN - 3032758



Test plugs, Color: green

Feed-through terminal block - UT 6 - 3044131

Accessories

Test plugs - PAI-4-FIX BK - 3032774



Test plugs, Color: black

Test plugs - PAI-4-FIX GY - 3032790



Test plugs, Color: gray

Test plugs - PAI-4-FIX VT - 3032761



Test plugs, Color: violet

Test plugs - PAI-4-FIX BN - 3032787



Test plugs, Color: brown

Test plugs - PAIS-4-FIX GY - 3032791



Test plugs, Color: gray

Feed-through terminal block - UT 6 - 3044131

Accessories

Test plugs - PAIS-4-FIX BK - 3032792



Test plugs, Color: black

Test plugs - PAIS-4-FIX RD - 3032793



Test plugs, Color: red

Test plugs - PS-8 - 3031005



Test plugs, Color: red

Test adapter - PS-8/2,3MM RD - 3048564



Test adapter, Color: red

Warning label printed

Warning label - WS UT 6 - 3047345



Warning sign for UT terminal blocks

Drawings

Feed-through terminal block - UT 6 - 3044131

Circuit diagram



Phoenix Contact 2015 © - all rights reserved
<http://www.phoenixcontact.com>