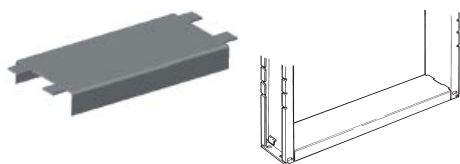


Accessories, to be ordered separately

CDC




C20-BP, C40-BP, C60-BP
Base plate.



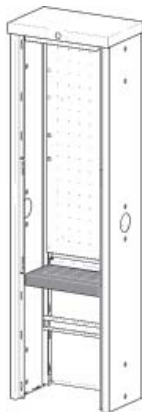
FV, FVD
Wall spacer.



CDC-CLA
Mounting kit for cylinder lock.



C20-DB, C40-DB, C60-DB
Damp barrier fits all CDC enclosures.



TN-S system
Five-wire kit.



BERG 250
Rock hold for cable distribution cabinets type CDC when installed in rocky ground.



KSPS 6
Marking pole.

3

Designation	ID No.	Fits enclosures type	Dimensions			Weight
			Height	Width	Depth	
			mm			kg each
C 20-BP	2CGX0 53310725	CDC/CDCM 20	27	344	130	0,8
C 40-BP	2CGX0 53310726	CDC/CDCM 40	27	594	130	1,5
C 60-BP	2CGX0 53310727	CDC 60	27	844	130	2,2
FV	2CGX0 63190225	CDC/CDCM	50	70	135	1,9
FVD	2CGX0 63190241	FV	–	Ø 47	85	0,7
CDC-CLA	2CGX0 53310669	–	–	–	–	0,1
C20-DB	2CGX0 53310696	CDC	50	350	215	0,2
C40-DB	2CGX0 53310697	CDC	50	600	215	0,3
C60-DB	2CGX0 53310698	CDC	50	850	215	0,4
BERG 250	2CGX0 63300649	CDC/CDCM	370	130	30	1,9
KSPS 6	2CGX0 63190145	CDC/CDCM/SDC/SDCM	1500	30	30	3,8

TN-S system

Designation	ID No.	Fits enclosure	Number of modules	Rated current	Length	Weight
			M *	A	mm	kg each
C 20-TNS	2CGX0 53310613	CDC 20	20	400	333	0,6
C 40-TNS	2CGX0 53310614	CDC 40	40	400	583	0,7
C 60-TNS	2CGX0 53310615	CDC 60	60	400	833	0,9

* One module M = 12.5 mm.