

EMERGENCY ESCAPE LIGHTING

AXN

MATERIALS:

White, grey or black polycarbonate body

MOUNTING:

Surface (wall, ceiling)

POWER SUPPLY:

Self contained – 220 - 240VAC/50 - 60Hz

Central battery – 220 - 240VAC/50 - 60Hz; 176 - 275VDC

Central battery FZLV – 24VDC

LIGHT SOURCE:

1W, 2W, 3W, 6W power LED

Optics

C - corridor

R - escape route

O - open area

U - universal

A - asymmetric

CHARGING:

BASIC: max. 24h

STANDARD: max. 24h

PREMIUM: max. 12h; energy-saving electronic charger

AUTONOMY AND BATTERIES:

BASIC: 1h or 3h, Ni-Cd 3,6V batteries

STANDARD: 1h or 3h, Ni-Cd 3,6V batteries

PREMIUM: 1h or 3h, LiFePO₄ 6,4V batteries

INSULATION CLASS:

II or III

IP RATING:

IP42 or IP65

AMBIENT TEMPERATURE:

t_a: 0°C - +40°C

t_a: -25°C ÷ 40°C – together with heater for low temperatures

OPTIONS:

SE – non maintained

SA – maintained (with an option of connecting as non-maintained)

AT – autotest

PT – manual test button

RU – Rubic UNA central monitoring

RW – RUBIC UNA Wireless central monitoring

FZLV – central battery FZLV 24VDC

CB – central battery

ADDITIONAL INFORMATION:

LED indicator signalizes mains power supply and battery charge

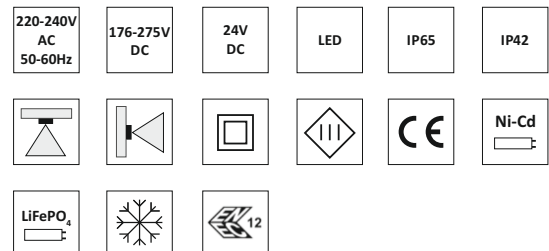
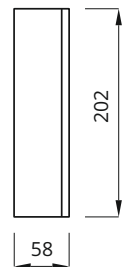
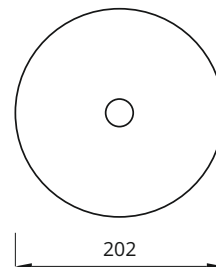
Deep discharge protection

Optional adaptation of the fixture for low temperatures up to -25°C

III class of insulation of FZLV version



DIMENSIONS (mm):



KM 618355
BS-EN 60598-2-22

EMERGENCY ESCAPE LIGHTING

SELF-CONTAINED CONFIGURATION

CODE	POWER	MODULE	AUTONOMY [h]		MODE	OPTIONS	COLOR		
BASIC									
AXNR AXNU AXNO AXNC AXNA	1W	E	1	3	SE	PT X	WH	GR	BL
STANDARD									
AXNR AXNU AXNO AXNC AXNA	1W	C	1	3	SA	PT X	WH	GR	BL
	2W	C	1	3	SA	PT X	WH	GR	BL
	3W	C	1	3	SA	PT X	WH	GR	BL
PREMIUM									
AXNR AXNU AXNO AXNC AXNA	1W	B	1	3	SA	AT RU RW	WH	GR	BL
	2W	B	1	3	SA	AT RU RW	WH	GR	BL
	3W	B	1	3	SA	AT RU RW	WH	GR	BL
	6W*	B	1	3	SA	AT RU RW	WH	GR	BL

* power in emergency mode

OUTPUT IN EMERGENCY MODE

POWER	OUTPUT [lm]				
	AXNR	AXNU	AXNO	AXNC	AXNA
BASIC					
1W	140	140	135	140	130
STANDARD					
1W	140	140	135	140	130
2W	240	250	235	240	240
3W	350	360	325	330	345
PREMIUM					
1W	150	150	145	150	140
2W	260	270	250	260	260
3W	370	390	350	360	380
6W	600	620	590	600	580

CENTRAL BATTERY CONFIGURATION - NON-ADDRESSABLE

CODE	POWER	MODULE	SYSTEM	OPTIONS	COLOR		
AXNR AXNU AXNO AXNC AXNA	1W	F	CB	CBS X	WH	GR	BL
	2W	F	CB	CBS X	WH	GR	BL
	3W	F	CB	CBS X	WH	GR	BL
	6W	F	CB	CBS X	WH	GR	BL

OUTPUT IN EMERGENCY MODE

POWER	OUTPUT [lm]				
	AXNR	AXNU	AXNO	AXNC	AXNA
1W	150	150	145	150	140
2W	260	270	250	260	260
3W	370	390	350	360	380
6W	600	620	590	600	580

CENTRAL BATTERY CONFIGURATION - ADDRESSABLE

CODE	POWER	MODULE	SYSTEM	OPTIONS	COLOR		
AXNR AXNU AXNO AXNC AXNA	1W	Z	CB	ADE ADP	WH	GR	BL
	2W	Z	CB	ADE ADP	WH	GR	BL
	3W	Z	CB	ADE ADP	WH	GR	BL
	6W	Z	CB	ADE ADP	WH	GR	BL

OUTPUT IN EMERGENCY MODE

POWER	OUTPUT [lm]				
	AXNR	AXNU	AXNO	AXNC	AXNA
1W	150	150	145	150	140
2W	260	270	250	260	260
3W	370	390	350	360	380
6W	600	620	590	600	580

FZLV SYSTEM CONFIGURATION

CODE	POWER	SYSTEM	COLOR		
AXNR AXNU AXNO AXNC AXNA	1W	FZLV	WH	GR	BL
	2W	FZLV	WH	GR	BL
	3W	FZLV	WH	GR	BL

Code of IP42 version are indicated in the legend

OUTPUT IN EMERGENCY MODE

POWER	OUTPUT [lm]				
	AXNR	AXNU	AXNO	AXNC	AXNA
1W	150	150	145	150	140
2W	260	270	250	260	260
3W	370	390	350	360	380

Output in emergency mode of AXN IP42 is the same like AXN IP65.

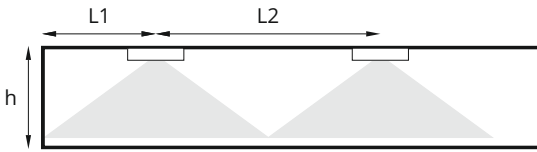
LEGEND:

AXNR – fixture AXN IP65 with optics for escape route
 AXNU – fixture AXN IP65 with universal optics
 AXNO – fixture AXN IP65 with optics for open area
 AXNC – fixture AXN IP65 with optics for corridor
 AXNA – fixture AXN IP65 with asymmetric optics optics
 AXENR – fixture AXN IP42 with optics for escape route
 AXENU – fixture AXN IP42 with universal optics
 AXENO – fixture AXN IP42 with optics for open area
 AXENC – fixture AXN IP42 with optics for corridor
 AXENA – fixture AXN IP42 with asymmetric optics optics
 E – electronic gear for BASIC self-contained fittings
 C – electronic gear for STANDARD self-contained fittings
 B – electronic gear for PREMIUM self-contained fittings
 F – electronic gear for central battery fittings
 Z – electronic gear for addressable central battery fittings

SE – non maintained
 SA – maintained (with an option of connecting as non-maintained)
 PT – manual test button
 X – fitting without additional options
 AT – autotest
 RU – Rubic UNA central monitoring
 RW – RUBIC UNA Wireless central monitoring
 FZLV – central battery FZLV 24 VDC
 CB – central battery version
 CBS – central battery for circuit monitoring
 ADP – central battery with ADP address module – SMART technology
 ADE – central battery with ADE address module

INFORMATION FOR READERS

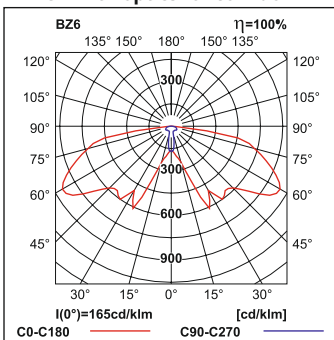
Photometry of AXN – AXNC, AXNR, AXNO, AXNU, AXNA



L1 – distance from the wall to the first fixture
L2 – distance between fixtures
h – height of the ceiling



AXNC – with optics for corridor



AXNC 1W (150lm) min.1lx

h [m]	L1	L2
2,50	5,5	15,0
3,00	5,5	16,0
3,50	6,0	16,0
4,00	6,0	16,5
4,50	5,5	16,0
5,00	5,0	16,0
6,00	5,0	13,0

AXNC 2W (260lm) min. 1lx

h [m]	L1	L2
2,5	7,0	17,0
3,0	7,5	18,0
3,5	8,0	19,0
4,0	8,5	20,5
5,0	9,0	22,0
6,0	9,0	23,5
7,0	8,0	22,5
8,0	7,5	15,5
9,0	7,0	13,5
10,0	7,5	11,5
11,0	7,5	10,0
12,0	7,0	8,5

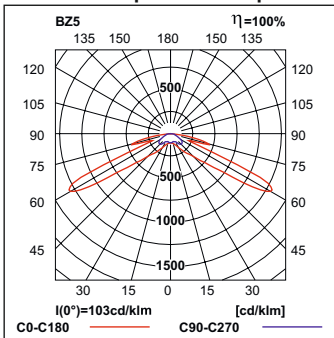
AXNC 3W (360lm) min.1lx

h [m]	L1	L2
2,50	8,0	19,0
3,00	8,0	20,0
3,50	8,5	21,0
4,00	9,0	22,5
4,50	9,5	24,0
5,00	10	25,0
6,00	10,5	26,0
7,00	10,0	27,0
8,00	9,5	27,0
9,00	9,0	21,0
10,00	8,5	17,0

AXNC 6W (600lm) min.1lx

h [m]	L1	L2
2,50	10,0	23,0
3,00	10,5	25,0
3,50	11,0	27,0
4,00	11,0	28,5
4,50	11,5	29,5
5,00	12,0	30,5
6,00	12,5	32,0
7,00	12,5	34,0
8,00	13,0	35,0
9,00	13,0	36,0
10,00	12,5	37,0

AXNR – with optics for escape route



AXNR 1W (150lm) min. 1lx

h [m]	L1	L2
2,50	5,5	12,0
3,00	6,5	13,5
3,50	7,0	15,0
4,00	7,5	17,0

AXNR 2W (250lm) min. 1lx

h [m]	L1	L2
2,50	5,5	13,0
3,00	6,5	14,5
3,50	7,5	16,5
4,00	8,5	18,0
4,50	9,0	20,0
5,00	10,0	21,0

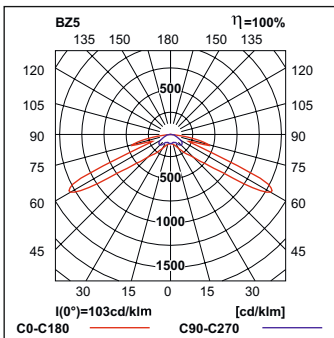
AXNR 3W (370lm) min. 1lx

h [m]	L1	L2
2,50	6,0	15,0
3,00	7,0	15,5
3,50	8,0	17,0
4,00	8,5	19,0
4,50	9,5	20,5
5,00	10,5	22,0
6,00	11,5	25,0

AXNR 6W (600lm) min. 1lx

h [m]	L1	L2
2,50	7,5	20,0
3,00	8,5	21,0
3,50	9,5	21,5
4,00	10,5	22,5
4,50	11,0	23,5
5,00	11,5	25,0
6,00	13,0	29,0

AXNO –with optics for open area



AXNO 1W (145lm) min.0,5lx

h [m]	L1	L2
2,50	2,5	14,0
3,00	2,0	13,5
3,50	2,0	13,5
4,00	2,0	13,0
4,50	1,5	12,5
5,00	1,5	12,5
6,00	1,5	12,0

AXNO 2W (250lm) min. 0,5lx

h [m]	L1	L2
2,5	3,5	14,0
3,0	2,5	13,5
3,5	2,0	13,5
4,0	2,5	13,0
5,0	2,0	12,5
6,0	2,0	12,5
7,0	2,0	12,0
8,0	2,0	2,0
9,0	2,0	1,5
10,0	2,0	1,5
11,0	1,5	1,5

AXNO 3W (350lm) min.0,5lx

h [m]	L1	L2
2,50	5,0	17,5
3,00	4,5	17,5
3,50	4,0	19,0
4,00	3,5	19,0
4,50	3,0	20,0
5,00	3,0	20,0
6,00	2,0	20,0
7,00	2,0	20,0
8,00	2,0	19,0

AXNO 6W (590lm) min.0,5lx

h [m]	L1	L2
2,50	6,0	19,5
3,00	6,0	20,0
3,50	6,5	22,0
4,00	6,0	23,0
4,50	5,5	24,0
5,00	5,0	25,0
6,00	4,0	26,0
7,00	4,0	26,5
8,00	4,0	26,5
9,00	4,0	26,5
10,00	4,0	26,0