

## Type 3 surge protection device - MNT-1 D - 2882200

Please be informed that the data shown in this PDF Document is generated from our Online Catalog. Please find the complete data in the user's documentation. Our General Terms of Use for Downloads are valid (<http://phoenixcontact.com/download>)



Attachment plug with surge protection for mains sockets, optical power and fault display. For country-specific use in: D, A, I, NL, S, E, N, FIN



### Key commercial data

Packing unit	1 pc
GTIN	 4 046356 073554
Weight per Piece (excluding packing)	101.34 g
Custom tariff number	85363010
Country of origin	Germany

### Technical data

#### Dimensions

Height	76.3 mm
Width	56 mm
Depth	78.2 mm

#### Ambient conditions

Degree of protection	IP20 (child-proof)
Ambient temperature (operation)	-25 °C ... 75 °C

#### General

Housing material	PA
Inflammability class according to UL 94	V0/HB
Color	black
Standards for air and creepage distances	EN 60664-1
	IEC 60664-1
	IEC 61643-1
	EN 61643-11

# Type 3 surge protection device - MNT-1 D - 2882200

## Technical data

### General

Type	Attachment plug
Mounting type	Plugging into the mains socket
For country-specific use in	D, A, NL, E, S, FIN, TR
Direction of action	L(N)-PE

### Protective circuit

IEC test classification	III
	T3
EN type	T3
Nominal voltage $U_N$	230 V AC
Arrester rated voltage $U_C$ (L-N)	275 V AC
Arrester rated voltage $U_C$ (L-PE)	360 V AC
Arrester rated voltage $U_C$ (N-PE)	360 V AC
Nominal frequency $f_N$	50 Hz
	60 Hz
Nominal current $I_N$	16 A (30 °C)
Residual current $I_{PE}$	$\leq 1 \mu A$
Nominal discharge current $I_n$ (8/20) $\mu s$	3 kA
Nominal discharge current $I_n$ (8/20) $\mu s$ (L-N)	3 kA
Nominal discharge current $I_n$ (8/20) $\mu s$ (L-PE)	3 kA
Nominal discharge current $I_n$ (8/20) $\mu s$ (N-PE)	3 kA
Max. discharge current $I_{max}$ (8/20) $\mu s$	8 kA (> 100x 1 kA)
Combination wave $U_{OC}$	4 kV
Energy absorption symmetrical	140 J (L-N (L))
Energy absorption, asymmetrical	220 J (L(N)-PE)
Voltage protection level $U_p$ (L-N)	$\leq 1.2$ kV
	$\leq 1$ kV (at 1 kA (8/20 $\mu s$ ))
Voltage protection level $U_p$ (L-PE)	$\leq 1.5$ kV
Voltage protection level $U_p$ (N-PE)	$\leq 1.5$ kV
Response time $t_A$ (L-N)	$\leq 25$ ns
Response time $t_A$ (L-PE)	$\leq 100$ ns
Response time $t_A$ (N-PE)	$\leq 100$ ns
Max. required back-up fuse	16 A (gL/C)
Short-circuit resistance $I_p$ with max. backup fuse (effective)	3 kA
Surge protection fault message	Optical

### Non-heating apparatus connection, power supply

Connection type IN	Grounding plug
Connection type OUT	Grounding socket

### Standards and Regulations

# Type 3 surge protection device - MNT-1 D - 2882200

## Technical data

### Standards and Regulations

Standards/specifications	EN 61643-11/A11 2007
	IEC 61643-1 2005
	VDE 0620-1 2005
	SEK SS 428 08 34 2004
	IEC 60884-1
	NEK-HD 195 S6

## Classifications

### eCl@ss

eCl@ss 4.0	27140201
eCl@ss 4.1	27130801
eCl@ss 5.0	27130801
eCl@ss 5.1	27130801
eCl@ss 6.0	27130806
eCl@ss 7.0	27130806
eCl@ss 8.0	27130806

### ETIM

ETIM 2.0	EC000942
ETIM 3.0	EC000942
ETIM 4.0	EC000942
ETIM 5.0	EC000942

### UNSPSC

UNSPSC 6.01	30212010
UNSPSC 7.0901	39121610
UNSPSC 11	39121610
UNSPSC 12.01	39121610
UNSPSC 13.2	39121620

## Approvals

### Approvals

---

Approvals

VDE Zeichengenehmigung / EAC

---

Ex Approvals

---

# Type 3 surge protection device - MNT-1 D - 2882200

## Approvals

Approvals submitted

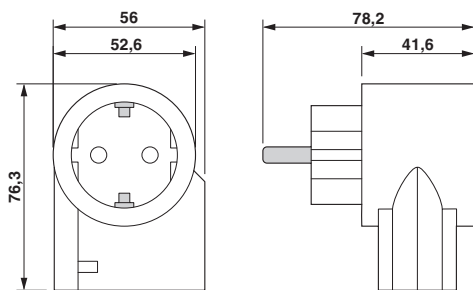
### Approval details

VDE Zeichengenehmigung

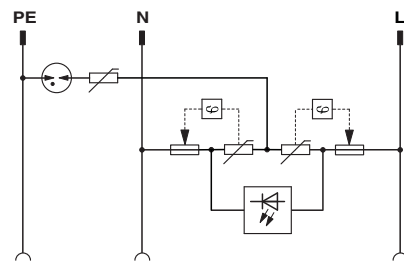
EAC

## Drawings

Dimensioned drawing

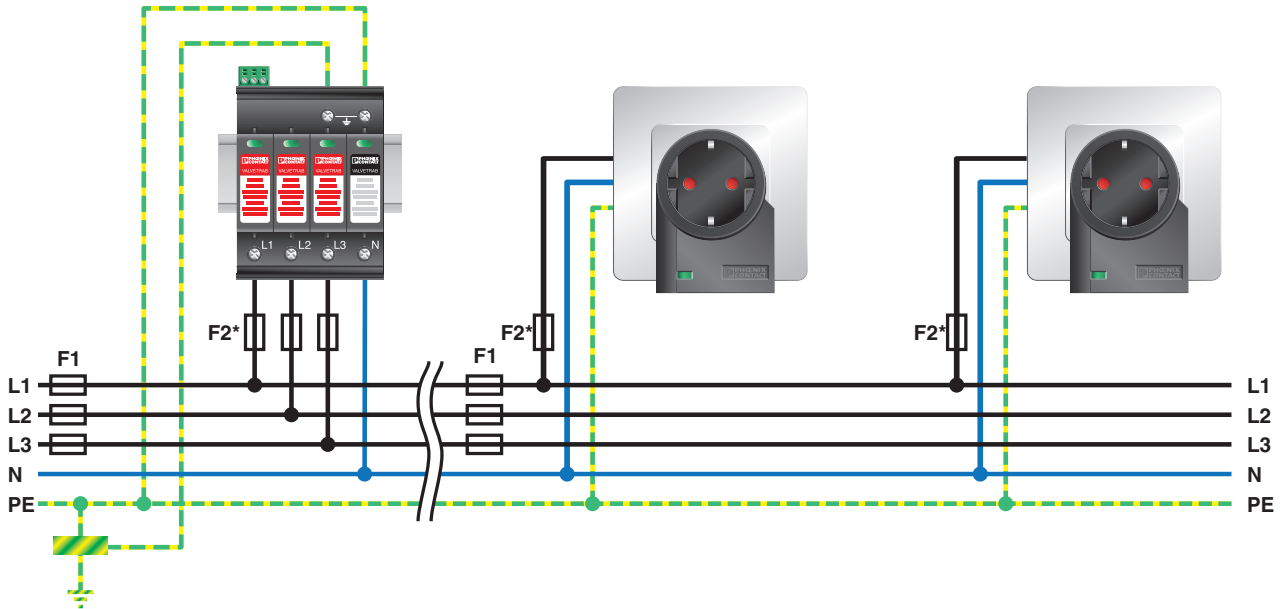


Circuit diagram



# Type 3 surge protection device - MNT-1 D - 2882200

Application drawing



# Type 3 surge protection device - MNT-1 D - 2882200

Application drawing

