

# Contact insert - HC-B 6-I-UT-F - 1648128

Please be informed that the data shown in this PDF Document is generated from our Online Catalog. Please find the complete data in the user's documentation. Our General Terms of Use for Downloads are valid (<http://phoenixcontact.com/download>)




HEAVYCON female insert, B6 series, 6-pos., screw connection

## Why buy this product

- For fast coding with plastic profile
- PE connection using tension sleeve technology



## Key commercial data

Packing unit	10 pc
Minimum order quantity	10 pc
GTIN	 4 046356 092241
Weight per Piece (excluding packing)	57.57 g
Custom tariff number	85366990
Country of origin	China

## Technical data

### General

Note	For HEAVYCON ADVANCE and HEAVYCON housing of B6 type. Plug-in connections may only be operated only when there is no load/voltage.
Connection method	Screw connection
Tightening torque	0.5 Nm ... 0.8 Nm
Screwdriver blade	0.5 x 3.5 mm
	PH1
Pollution degree	3
Surge voltage category	III
Constructional and testing regulations	DIN EN 61984
	DIN EN 60664
	IEC 60352
Number of positions	6+PE
Insertion/withdrawal cycles	≥ 500

# Contact insert - HC-B 6-I-UT-F - 1648128

## Technical data

### General

Type	B6
Connection in acc. with standard	IEC / EN
Conductor cross section	0.5 mm <sup>2</sup> ... 2.5 mm <sup>2</sup> (Applies to stranded conductors with ferrules)
Connection cross section AWG	20 ... 14
Stripping length of the individual wire	8 mm
Assembly instructions	Coding also using the CP-HC (1686478) coding profiles. HC-B6../ HC-B10..for two coding profiles. HC-B16../ HC-B24..for four coding profiles.
Connection	Connectors may only be actuated when there is no load/voltage.

### Ambient conditions

Ambient temperature (operation)	-40 °C ... 125 °C (including heating up of contacts)
---------------------------------	--

### Material data

Inflammability class according to UL 94	V0
Contact material	Copper alloy
Contact surface material	Ag
Contact carrier material	PA

### Electrical characteristics

Rated voltage (III/3)	500 V
Rated surge voltage	6 kV
Rated current	16 A

## Classifications

### eCl@ss

eCl@ss 4.0	272607xx
eCl@ss 4.1	27260701
eCl@ss 5.0	27143424
eCl@ss 5.1	27143424
eCl@ss 6.0	27143424
eCl@ss 7.0	27440209
eCl@ss 8.0	27440205

### ETIM

ETIM 3.0	EC000438
ETIM 4.0	EC000438
ETIM 5.0	EC000438

### UNSPSC

UNSPSC 6.01	30211923
UNSPSC 7.0901	39121522
UNSPSC 11	39121522

# Contact insert - HC-B 6-I-UT-F - 1648128

## Classifications

### UNSPSC

UNSPSC 12.01	39121522
UNSPSC 13.2	39121522

## Approvals

### Approvals


#### Approvals


CSA / UL Recognized / cUL Recognized / EAC / cULus Recognized


#### Ex Approvals

#### Approvals submitted

### Approval details

CSA 	
mm <sup>2</sup> /AWG/kcmil	22-14
Nominal current I <sub>N</sub>	13 A
Nominal voltage U <sub>N</sub>	600 V

UL Recognized 	
mm <sup>2</sup> /AWG/kcmil	22-14
Nominal current I <sub>N</sub>	13 A
Nominal voltage U <sub>N</sub>	600 V

cUL Recognized 	
mm <sup>2</sup> /AWG/kcmil	22-14
Nominal current I <sub>N</sub>	13 A
Nominal voltage U <sub>N</sub>	600 V

## Contact insert - HC-B 6-I-UT-F - 1648128

### Approvals

EAC

cULus Recognized 

### Accessories

#### Accessories

##### Adapter plate

Adapter plate - HC-B 24-ADP-B 6-GY - 1660407



HEAVYCON adapter plate, type B24 on B6, for panel cutouts of type B24, gray

#### Coding element

Coding profile - CP-HC - 1686478



Encoding profile, 4 encoding profiles per strip, 40 strips per unit pack, for insertion in encoding grooves

Coding element - HC-CBU - 1676860



Coding socket for coding up to 16 connectors

Coding bolt - HC-CB - 1772722



Coding pin, prevents mismatching of up to six connectors with an identical number of positions

## Contact insert - HC-B 6-I-UT-F - 1648128

### Accessories

Coding element - HC-CST - 1676857



Coding peg for coding up to 16 connectors

---

### Docking frame

Docking frames - HC-B 6-ANDOCK - 1586112



Docking frames for racks, for type B6 contact inserts, with 4 M5 flat headed screws, slide-in offset for x/y axis of  $\pm 1.5$  mm

---

### Mounting material

Screw - HC-B-PES - 1604997



PE screw, for contact inserts HC-B / HC-BB / HC-DD / HC-D40 / HC-D64

---

PE multiplier - HC-B-3PE - 1644326



PE multiplier, for three PE connections, for HC-B (besides HC-B..E..ZZ) / HC-BB / HC-DD / HC-D40 / HC-D64 contact inserts

---

Strain relief clamp - HC-B-ZG - 1685327



Strain relief clamps contact inserts of series: B-, BB-, D 40, D 64, DD and HV, straight cable exit

---

## Contact insert - HC-B 6-I-UT-F - 1648128

### Accessories

Strain relief clamp - HC-B-ZS - 1685330



Strain relief clamps contact inserts of series: B-, BB-, D 40, D 64, DD and HV, lateral cable exit

---

### Plug assembly frame

Connector assembly frame - HC-SMR-2B 6 - 1687998



HEAVYCON connector assembly frame, for two contact inserts of type B6

---

Connector assembly frame - HC-SMR-B 6 - 1687956



HEAVYCON plug assembly frame, for type B6 contact inserts

---

### Plug mounting plate

Connector assembly frame - HC-SMP 125-B 6-AML - 1660957



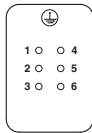
HEAVYCON connector assembly frame with panel mounting base with single locking latch, for contact inserts of type B6

---

### Drawings

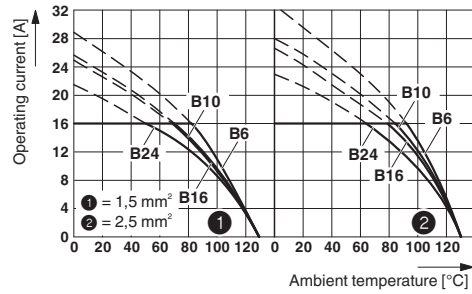
# Contact insert - HC-B 6-I-UT-F - 1648128

Schematic diagram



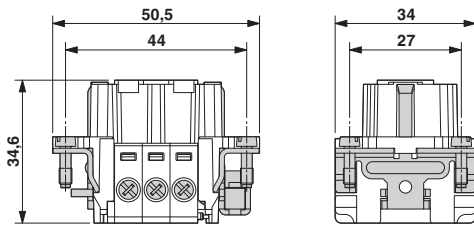
Connector pin assignment, connection side

Diagram



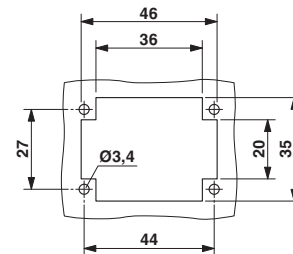
Derating diagram

Dimensioned drawing



Female insert

Dimensioned drawing



Mounting cutout when used without housing

Dimensioned drawing

