

Contact insert - HC-A 4-ESTS - 1774911


Please be informed that the data shown in this PDF Document is generated from our Online Catalog. Please find the complete data in the user's documentation. Our General Terms of Use for Downloads are valid (<http://phoenixcontact.com/download>)



HEAVYCON male insert, A4 series, 4-pos., screw connection without wire protection, with IP65 sealing screw



Key commercial data

Packing unit	10 pc
GTIN	 4 017918 122249
Weight per Piece (excluding packing)	18.23 g
Custom tariff number	85366990
Country of origin	Germany

Technical data

General

Note	For housing HC-D7
Connection method	Screw connection
Tightening torque	0.25 Nm
Pollution degree	3
Surge voltage category	III
Constructional and testing regulations	DIN VDE 0627/86
	DIN VDE 0110/02.79
	DIN VDE 0110-1/04.97
	IEC 60664-1, DIN IEC 60512
	IEC 60352
Number of positions	4+PE
Insertion/withdrawal cycles	≥ 500
Type	D7
Connection in acc. with standard	IEC / EN
Conductor cross section	0.5 mm ² ... 1.5 mm ²
Connection cross section AWG	20 ... 16
Stripping length of the individual wire	5 mm

Contact insert - HC-A 4-ESTS - 1774911

Technical data

General

Assembly instructions	Connectors may be operated only when there is no load/voltage.
Connection	Already includes one IP65 sealing screw

Ambient conditions

Ambient temperature (operation)	-40 °C ... 125 °C (including heating up of contacts)
---------------------------------	--

Material data

Inflammability class according to UL 94	V0
Contact material	Copper alloy
Contact surface material	Ag
Contact carrier material	PA

Electrical characteristics

Rated voltage for power contacts	230/400 V
Rated voltage (III/3)	230 V (Conductor-PE)
	400 V (Conductor-Conductor)
Rated surge voltage	4 kV
	4 kV
Rated current	16 A

Classifications

eCl@ss

eCl@ss 4.0	27140816
eCl@ss 4.1	27140816
eCl@ss 5.0	27143424
eCl@ss 5.1	27143424
eCl@ss 6.0	27143424
eCl@ss 7.0	27440209
eCl@ss 8.0	27440205

ETIM

ETIM 2.0	EC000438
ETIM 3.0	EC000438
ETIM 4.0	EC000438
ETIM 5.0	EC000438

UNSPSC

UNSPSC 6.01	30211923
UNSPSC 7.0901	39121522
UNSPSC 11	39121522
UNSPSC 12.01	39121522
UNSPSC 13.2	39121522

Contact insert - HC-A 4-ESTS - 1774911

Approvals

Approvals

Approvals

CSA / UL Recognized / GOST / cUL Recognized / UL Recognized / cULus Recognized

Ex Approvals

Approvals submitted

Approval details

CSA	
mm ² /AWG/kcmil	20-13
Nominal current I _N	10 A
Nominal voltage U _N	600 V

UL Recognized	
Nominal voltage U _N	600 V


GOST	
------	--

cUL Recognized	
Nominal voltage U _N	600 V

UL Recognized	
---------------	--

Contact insert - HC-A 4-ESTS - 1774911

Approvals

cULus Recognized 

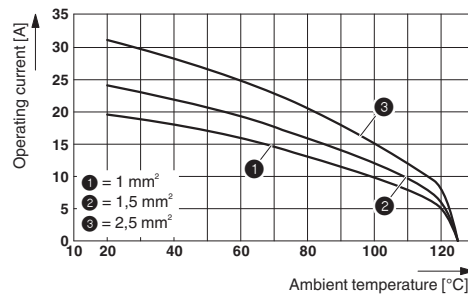
Drawings

Schematic diagram



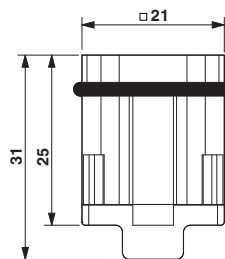
Connector pin assignment connection side: Left pin; right socket

Diagram



Derating diagram: Series HC-A 3-E..S / HC-A 4-E..S

Dimensioned drawing



Male insert